

# TABLE OF CONTENTS

Engine.....	2-10
Brake Tools & Fluid.....	11
Clutch.....	12-13
Gearbox.....	14-23
Driveline, Wheels, Axles.....	24-28
Exhaust.....	29
Steering.....	30-33
Suspension.....	34-38
Brakes.....	39-44
Cables.....	45
Fuel System.....	46-50
Tanks, Pumps, Gas Caps.....	66-47
Intake Manifolds, Carburetors.....	48-50
Emission Control.....	51-53
Cooling System.....	54-55
Heating System.....	56-57
Electrical.....	58-74
Body.....	75-101
Interior.....	100-101

## INDEX

Accelerator Pedal.....	45	Condensor.....	16	Fuel Trap.....	53
Air Pump.....	53	Connecting Rod.....	7	Fuse Box.....	60
Air Cleaner.....	49	Contact Set.....	16	Gaiter.....	31, 35
Air Hose.....	57	Convertible Top.....	95	Gaskets.....	102
Alternator.....	59	Core Plug.....	3	Gear-Constant Mesh.....	17
Ammeter.....	63	Courtesy Light Switch.....	66	Gearbox.....	14-23
Annuulus.....	23	Crankshaft.....	5	Gearbox Mounts.....	10
Anti Run-On Valve.....	51	Crankshaft-Sprocket.....	5	Glove Box.....	97
Ball Joints.....	35	Cylinder Head.....	9	Grease Kits.....	1
Battery.....	60	Cylinder Head Gasket.....	9	Grease Nipple.....	35
Battery Box.....	60	Damper.....	5	Grille.....	85
Blanking Plug.....	75	Dashboard.....	97	Grommets.....	75
Blower Motor.....	57	Demister Hose.....	57	Gross-Jets.....	50
Bonnet.....	85	Diaphragm.....	50, 101	Gudgeon Pin.....	7
Bonnet Peg.....	85	Dipstick.....	3	Guide (Exhaust).....	9
Brake Controls.....	43	Disc.....	13	Guide (Intake).....	9
Brake Drum.....	41	Distributor.....	61	Hand Brake Assy.....	43
Brake Fluid.....	1	Diverter Valve.....	53	Head Gasket.....	3
Brake Fluid Reservoir.....	39	Door Handle.....	89	Head Stud.....	3
Brake Hoses.....	41	Door Hinge.....	89	Heater Assy.....	57
Brake Light Switch.....	66	Door Seal.....	91	Heater Control Cable.....	57, 63
Brake Lines.....	4, 4	Door Skin.....	89	Heater Fan Switch.....	57
Brake Pad Set.....	41	Driveshaft Assy.....	26	Heater Valve.....	9, 57
Brake Rotor.....	41	EGR Valve.....	53	Hood Release Cable.....	85
Brake Shoe.....	41	Engine Bearings.....	102	Horn.....	60
Brush Set.....	59	Engine Mounts.....	10	Horn Brush.....	33
Bulb.....	63	Escutcheon.....	33	Horn Push Assy.....	33
Bush-Trailing Arm Pivots.....	38	Exhaust.....	29	Horn Relay.....	66
Caliper.....	41	Exhaust Flange Gasket.....	49	Hub.....	27, 35
Cam Sprocket.....	5, 7	Exhaust Manifold.....	49	Hub Cap.....	25
Camshaft.....	5	Exhaust Valve.....	9	Ignition Switch.....	33
Carbon Cannister.....	51	Fan.....	55	Ignition Wires.....	61
Carburettor.....	50	Fan Belt.....	5, 55	Inlet Manifold.....	49
Carburettor Repair Kit.....	50, 104	Fan Blade.....	5	Input Shaft.....	15
Carpet Kit.....	100	Filler Neck.....	47	Intake Valve.....	9
Car Covers.....	104	Filters.....	102	J-Bolt.....	60
Chain Tensioner.....	7	First Gear.....	15	Jack Assy.....	25
Choke Cable.....	45	Flasher Unit.....	66	Lamps.....	69, 71, 72
Choke Control Knob.....	45	Flexible Coupling.....	31	Lenses.....	69, 71, 72
Clutch Alignment Tool.....	13	Flexible Hose.....	4, 4	Lifter.....	7
Clutch Disc.....	13	Flywheel.....	5	Lighting Switch.....	33
Clutch Kit.....	13	Front Bumper.....	87	Literature.....	104
Clutch Master Cylinder.....	13	Front Coil Spring.....	37	Lock.....	97
Clutch Operating Fork.....	13	Front Wheel Bearing Kit.....	35	Lug Nut.....	25
Clutch Slave Cylinder.....	13	Fuel Filler Cap.....	47	Lug Wrench.....	25
Clutches.....	103	Fuel Gauge.....	65	Main Bearing Set.....	5
Coil.....	16	Fuel Pump.....	47	Mainshaft.....	15, 23
Con Rod Bearing Set.....	5	Fuel Tank.....	47	Master Cylinder.....	13, 39

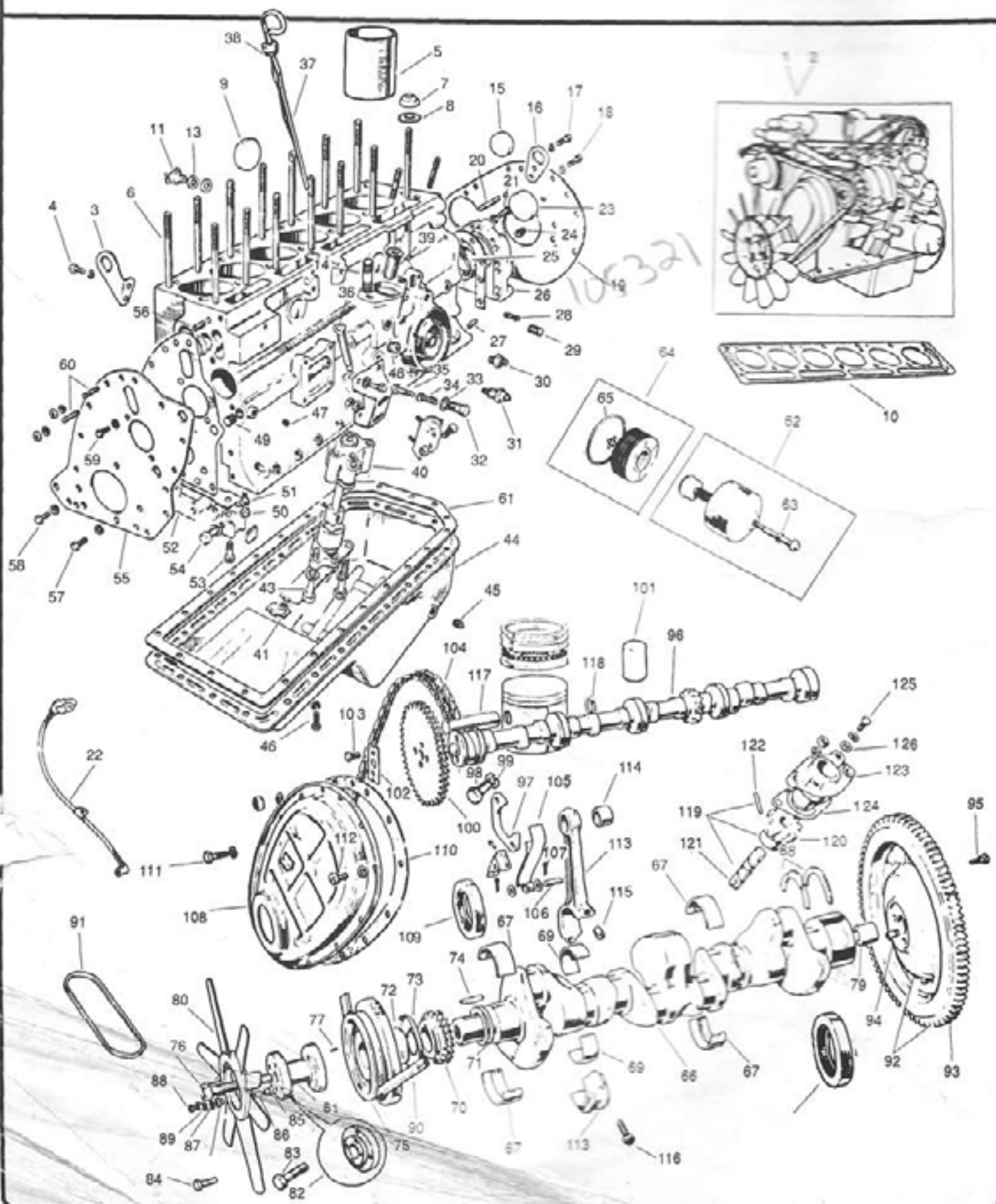
## INDEX

Master Cylinder-Clutch.....	13	Restrictor.....	51	Timing Cover.....	7
Master Lock Set.....	97	Reverse Gear.....	17	Timing Cover Seal.....	7
Medallion.....	85	Reverse Lamp Switch.....	73	Timing Cover Seal.....	7
Metering Needle.....	50	Ring & Pinion.....	27	Tonneau Cover.....	95
Mirror.....	91	Ring Gear.....	5	Tools.....	11, 25
Non-Return Valve.....	39	Ring Set.....	7, 102	Top Cover.....	95
Number Plate.....	87	Road Springs.....	36	Trailing Arm.....	38
Oil Drain Plug.....	3	Road Wheels.....	25	Transmission.....	14-23
Oil Filler Cap.....	9	Rocker Arm.....	9	Trim Ring.....	25
Oil Filter.....	5, 102	Rocker Shaft.....	9	Trunk Lid.....	93
Oil Pan.....	3	Rotor.....	61	Trunk Light Switch.....	66
Oil Pan Gasket.....	5	Seals.....	99	Trunnion.....	35
Oil Pressure Gauge.....	63, 65	Seats.....	101	TR250 Body Panels.....	77, 81
Oil Pressure Relief Valve.....	3	Second Gear.....	15	TR6 Body Panels.....	79, 83
Oil Pressure Switch.....	3	Servo Unit Assy.....	39	TR6 Decal.....	93
Oil Pump.....	3	Shift Boot.....	19	Union Jack Decal.....	93
Overdrive.....	21, 232	Shift Boot Grommet.....	19	Universal Joint.....	27, 28
Overdrive Electronics.....	73	Shock Absorbers.....	37, 38, 103	Vacuum Valve.....	55
Overdrive Switch.....	73	Shock Links.....	38	Vacuum Control Valve.....	53
Panel Kits.....	100	Slave Cylinder.....	13	Vacuum Unit.....	61
Parking Switch.....	67	Solenoid.....	21, 58	Valve Cover.....	9
PCV Valve.....	51	Spark Plug.....	61	Valve Guides.....	9
Pedal Pad.....	13	Speedometer.....	63, 65	Valve Seat.....	9
Pilot Bushing.....	5	Speedometer Cable.....	63	Verticle Link.....	35
Pinion Oil Seal.....	27	Speedometer Drive Gear.....	23	Vizibleed.....	1
Pipe Bending Set.....	1	Speedometer Pinion Gear.....	23	Voltage Indicator.....	65
Piston.....	7, 102	Starter.....	58	Voltage Stabilizer.....	63
Piston Sleeve.....	3	Steering Column.....	31, 33	Washer Motor.....	67
Planet Gears.....	23	Steering Lock.....	33, 63	Waterpump.....	55
Pressure Differential		Steering Wheel.....	31	Wheel Bearing Kit.....	27, 103
Warning Switch.....	4, 4	Stop Light Switch.....	43	Wheel Cylinder.....	41
Pressure Plate.....	13	Stud-Head.....	3	Window Regulator.....	89
Pulley.....	55	Switches.....	63, 65	Windshield.....	98, 104
Pulley & Damper.....	5	Synchro Hub.....	15	Wiper Blade.....	67
Pushrod.....	9	Synchro Ring.....	15	Wiper Motor.....	67
Rack & Pinion.....	31	Tab Washer.....	5	Wire Sets.....	104
Rack Boot.....	31	Tachometer.....	63, 65	Wire Wheel.....	25
Rack Mounting Rubber.....	31	Tachometer Drive Gear.....	61	Wiring Harnesses.....	74
Radiator.....	55	Tappet.....	7, 9	Wishbone Arm.....	35
Radiator Cap.....	55	Temperature Gauge.....	63	Wishbone Bushing.....	37
Rear Bumper.....	87	Temperature Sending Unit.....	55	Wrist Pin.....	7
Rear Oil Seal.....	3	Tensioner.....	7		
Rebound Rubber.....	38	Thermostat.....	55		
Rectifier.....	59	Thermostatic Vacuum Valve.....	53		
Regulator.....	59, 60	Third Gear.....	15		
Relays.....	66	Thrust Washer Set.....	5		
Release Bearing.....	13	Tie Rod End.....	31		
Relief Valve.....	13	Timing Chain.....	7		



# ENGINE

## TR250 & TR6



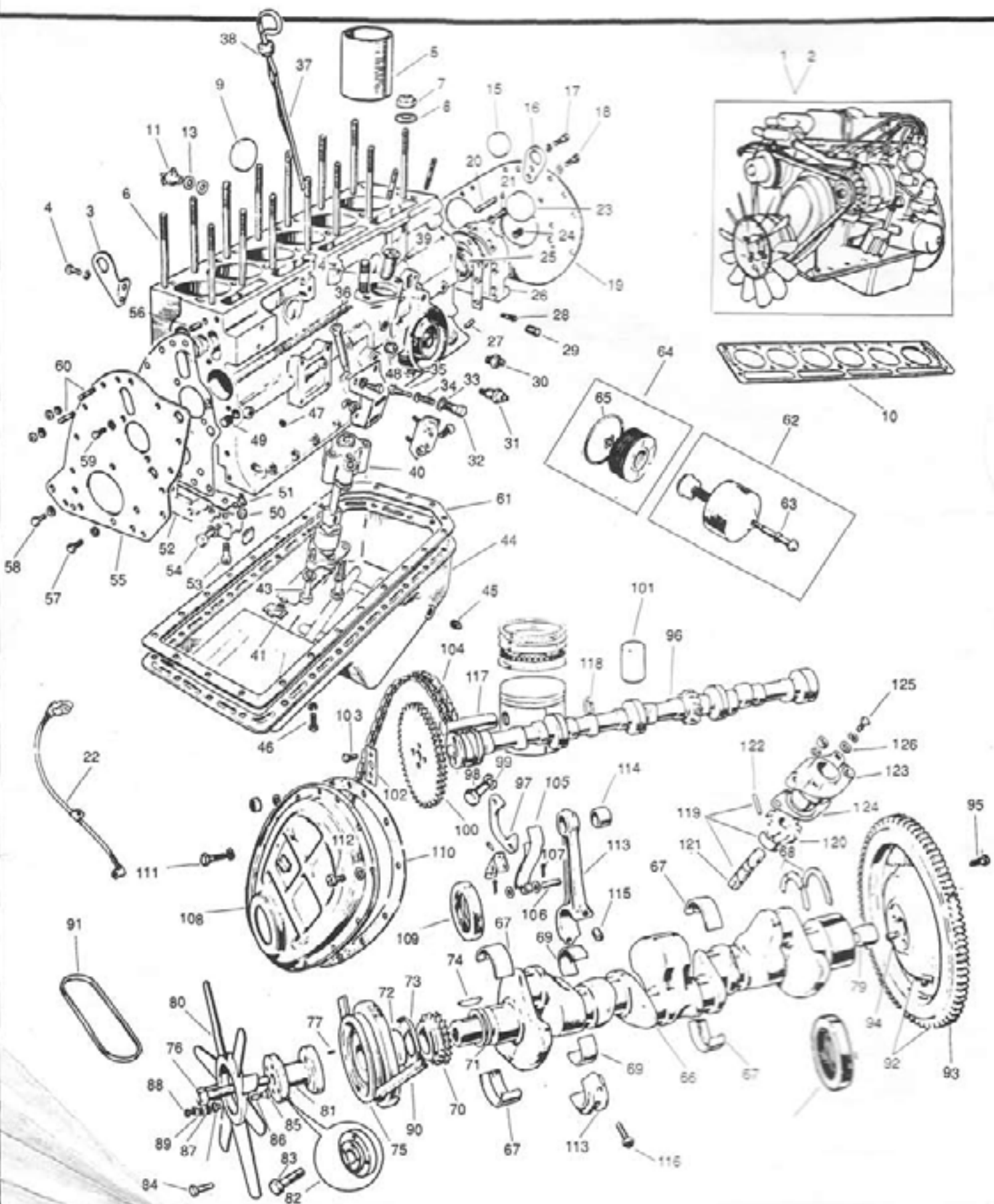
# ENGINE

## TR250 & TR6

Ill No.	Part No.	Description	Qty.	Ill No.	Part No.	Description	Qty.				
1	516794/R	Rebuilt Engine†	1	27	DP612	Dowel-Engine Plate to Gearbox	2				
2	516800	Engine Block†	TR250/6 to e# CC75000E	1	28	100433	Stud-Fuel Pump Attachment	2			
	517611		TR6 from e# CC75001 to e#CFI2500UE	1	29	PU1404	Plug-Oil Gallery	1			
	UKC560		TR6 from e# CFI2501UE	1	30	143943	Adaptor- Oil Pressure Gauge Pipe	1			
3	123716	Front Engine Lifting Eye	1	31	GPS113 (3 Prong)	Oil Pressure Switch	TR250/6 to e# CFIUE	1			
4	HU505	Bolt-Front Lifting Eye	2	MOS126 (1 Prong)	TR6 from e# CFIUE on		1				
5	SU4234Z	Piston Sleeve*	6	32	107246	Plug- Relief Valve	1				
6	146200	Stud-Head (14 Req'd)	TR250	14	33	6K433	Washer on Plug	1			
	146200		TR6 to e# CC66569E	13	34	131535	Spring- Relief Valve Piston	1			
	156274			1	35	132107	Oil Pressure Relief Valve Piston	1			
	157231		TR6 from e# CC66570E to e#CC75000E	13	36	127652	Oil Dipstick Tube	1			
	156274			1	37	147712	Oil Dipstick	1			
	157231		TR6 from e# CC75001E on	2	38	32307	Felt Seal	1			
7	103810	Nut-Securing Head	14	39	137978	Bush-Oil Pump Drive Shaft	TR250	1			
8	WB600070	Washer-Under Head Nuts	14	149776	TR6		1				
9	144688	Core Plug-RH side of Block	5	40	POL706	Oil Pump Assy.	TR250/6 to e# CC66296E	1			
10	AG900	Head Gasket	TR250/6 to e# CC75000E				1	TR6 from e# CC66297E on	1		
	TAK280		TR6 from e# CC75001E***	1	41	149621	Filter-Oil Pump	TR250/6 to e# CC66296E	1		
11	61478	Water Tap	TR250	1				M836-220	TR6 from e# CC66297E on	1	
			TR6 to e#CFIUE	1	Not Ill.	M310-025	Nut-Filter to Oil Pump	TR6 from e# CC66297E on	1		
12	129077	Drain Plug	1	43				HB724	Bolt-Oil Pump Attachment	TR250	3
13	WF511A	Fiber Washer*****	A/R		44	307836	Oil Pan Sump			TR250/6 to e# CFI2500UE	1
										307834	TR6 from e# CFI2501UE on
14	TE605105	Stud-Distributor Pedestal Attachment	2	45	114774	Oil Drain Plug	1				
15	144688	Core Plug-Rr Face & LH Side of Block	3	46	HB805	Bolt-Oil Pan Attachment	23				
16	145987	Rear Engine Lifting Eye	1	47	118686	Plug-Oil Gallery-LH side****	5/6				
17	HU505	Bolt-Rear Lifting Eye to Block	2	48	116511	Plug-Oil Gallery-above Oil Relief Valve - LH Side	1				
18	SH605071	Bolt-Rear Engine Plate to Block	7	49	PS1103	Core Plug-Front Oil Gallery	1				
19	211506	Rear Engine Plate	1	50	HB1024	Bolt- Bearing Caps to Block**	8				
20	139836	Stud-G/box & Engine Plate Attachment	3	51	WL210	Lock Washer	8				
21	HB809	Bolt- Oil Seal Housing to Block	7								
22	See page 60	Cable -Negative to Earth	1	26	212622	Rear Oil Seal Housing	TR250/6 to e# CFI2500UE	1			
23	148353	Core Plug-Rear of Camshaft	1				156530	TR6 from e# CFI2501UE on	1		
24	118632	Plug-Rear Oil Gallery	1								
25	143456	Rear Main Crankshaft Oil Seal	1								

# ENGINE

## TR250 & TR6



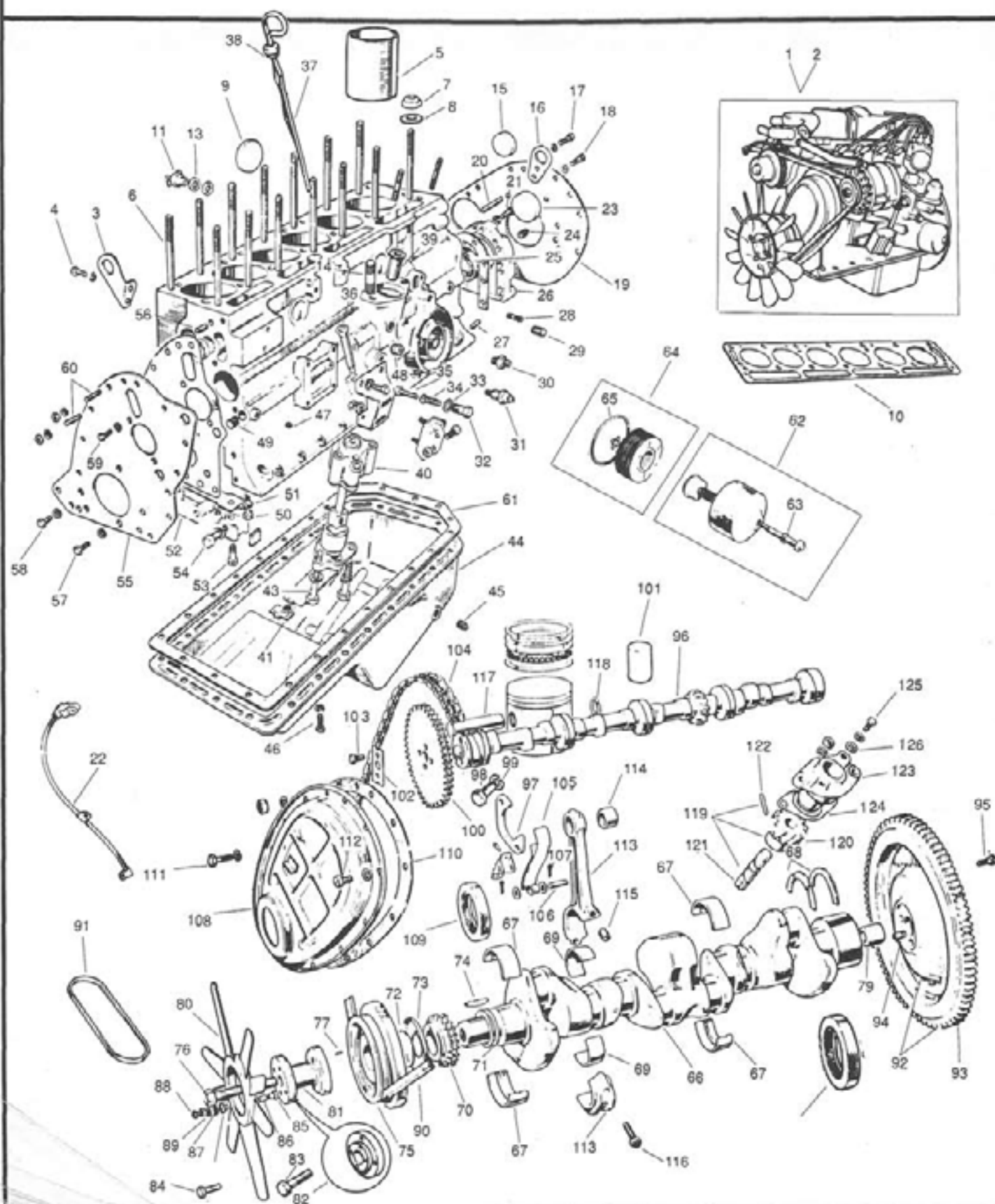
# ENGINE

## TR250 & TR6

Ill No.	Part No.	Description	Qty.	Ill No.	Part No.	Description	Qty.
52	151134	Cast Block	1	79	151213	Pilot Bushing	1
	151134	Sealing Front	1				TR6 from e# CC50001E on
53	SW605081	Screw-Sealing Block to Cyl Block	2		308353	Fan-8 Blade Plastic	1
54	PT805	Bolt-Engine Plate to Sealing Block	2		211986	Fan-7 Blade Plastic (Yellow)	1
55	213777	Front Engine	1	80	312301	Fan-13 Blade Plastic (Red)	1
	215349	Plate(TKC2105 75 ON)	1				TR6 from e# CC75001E on
56	DP514	Dowel Pin-Block to Timing Cover	1	81	148831	Adaptor - Fan Extension	1
57	HU807	Bolt-Timing Cover Attachment	5	82	157876	Front Adaptor for Above	1
58	HU806	Bolt-Engine Plate Attachment	3	83	HU813	Bolt-Adaptor to Fan Extension	4
59	HU0807	Bolt-Camshaft & Engine Plates to Block	2	84	HB810	Bolt-Fan to Adaptor	4
60	100433	Stud-Timing Cover & Engine Plate Attachment	2	85	108496	Bushing-Fan to Extension	8
61	TJH370	Oil Pan Gasket	1	86	108499	Sleeve-Fan to Extension	4
62	129917	Oil Filter Assembly	1	87	108495	Washer	4
63	510109	Seal on Bolt	1		88	HB910	Bolt
64	GFE131	Filter Element (Inc. Sealing Ring)	1	89	107857	Tab Washer	2
65	272539	Sealing Ring	1		GTB11088	Fan Belts-3/8"	1
66	308459	Crankshaft -Single Row Sprocket	1		217391	Fan Belts-1/2"	1
	307546	Crankshaft-Double Row Sprocket	1		TKC2165	Fan Belts-1/2"	1
	311322	Crankshaft-Double Row Sprocket	1	91	TKC2166	Belt-Air Pump	1
67	See Page 102	Main Bearing Set	1	92	148041	Flywheel Assy	1
68	See Page 102	Thrust Washer Set	1			151214	Flywheel Assy
69	See Page 102	Con Rod Bearing Set	1	93	B117/10R	Ring Gear	1
70	119389	Crank Sprocket Single Row	1	94	DP608	Dowel-Locating Flywheel to Crank	1
	145864	Crank Sprocket Double Row	1	95	UKC4254	Bolt-Flywheel Attachment	4
71	145276	Shim-Crank Sprocket	A/R	96	307621	Camshaft	1
	145275	Shim-Crank Sprocket	A/R		311399	Regrind + Core	1
72	133235	Oil Seal Track	1	311399RB	Regrind + Core	1	
73	119390	Oil Deflector	1	97	105114	Plate-Locating Camshaft	1
74	133234	Key- Locating Sprocket on Crank	1	98	HU807	Bolt	2
75	214479	Pulley & Damper Single Row Type	1	99	WL208	Lock Washer	2
	214878	Pully & Damper 3/8" Groove	1		35960	Cam Sprocket Single Row	1
	214479	Pully & Damper 1/2" Groove	1			TR250	1
76	148832	Bolt-Extension & Pulley to Crank	1				
77	DP508	Dowel-Locating Extension to Pulley	2				
78	NA774	Rear Oil Seal	1				
79	47246	Pilot Bushing	1				



## TR250 &amp; TR6



## TR250 &amp; TR6

Ill No.	Part No.	Description	Qty.	
100	145865	Cam Sprocket - Double Row	TR250/6	1
101	143552	Tappet (Lifter)		12
102	36411	Tab Washer-Cam Sprocket		1
103	100500	Bolt-Cam Sprocket Attachment		2
104	3SR62	Timing Chain-Single Row	TR250	1
	3DR62	Timing Chain-Double Row	TR250/6	1
105	42425	Chain Tensioner-Single Row	TR250	1
	145866	Chain Tensioner-Double Row	TR250/6	1
106	33214	Anchor Pin-Locating Chain Tensioner		1
107	PS103121	Cotter Pin		2
108	214678	Timing Cover		1
109	125631	Timing Cover Seal		1
110	TJR147	Timing Cover Gasket		1
111	SF605071	Bolt-Securing Timing Cover & Engine Plate to Block		5
112	SE605031	Screw-Securing Timing Cover to Engine Plate		5
113	146454	Connecting Rod		6
114	565722	Bushing - Small End of Connecting Rod		6
115	107401	Dowel-Locating Connecting Rod Cap		12
116	UKC2598	Connecting Rod Bolt		12
---	See Page 102	Piston		6
---	See Page 102	Ring Set		1
117	146485	Gudgeon Pin (Wrist Pin in Americanese)		6
118	508978	Circlip-Retaining Gudgeon Pin		12
119	126786	Drive Shaft Assy.-Distributor & Oil Pump		1
120	126785	Gear-Driving Distributor & Oil Pump		1
121	---	Shaft-Oil Pump Drive		1
122	500974	Pin- Securing Gear to Shaft		1
123	126784	Pedestal-Distributor Mounting		1
124	104939	Gasket-Housing to Block		1
125	HU704	Bolt-Distributor to Pedestal		2
126	WP35	Washer		2

‡Accessories are not included.

\*Installation must be done professionally..

\*\* In 1971 the factory switched to bolts which did not require lockwashers. We only supply the earlier type.

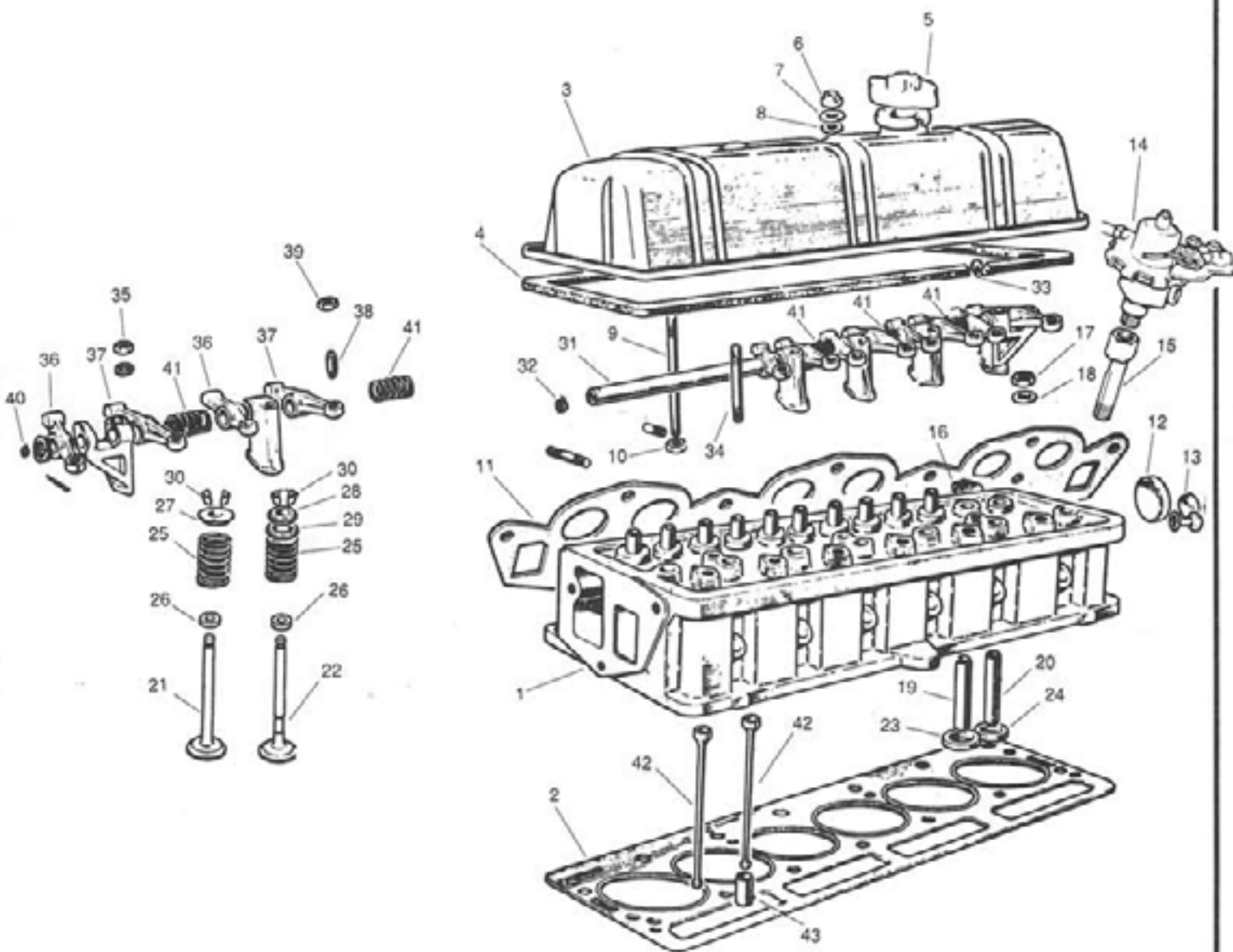
It will fit all TR-250 & TR6.. Use lockwasher # W1210 with them.

\*\*\*This later head gasket is for recessed liners. They were fitted on 1972 and later engines..

•Please measure width of old fan belt before ordering.

TR250 &amp; TR6

## CYLINDER HEAD &amp; COMPONENTS

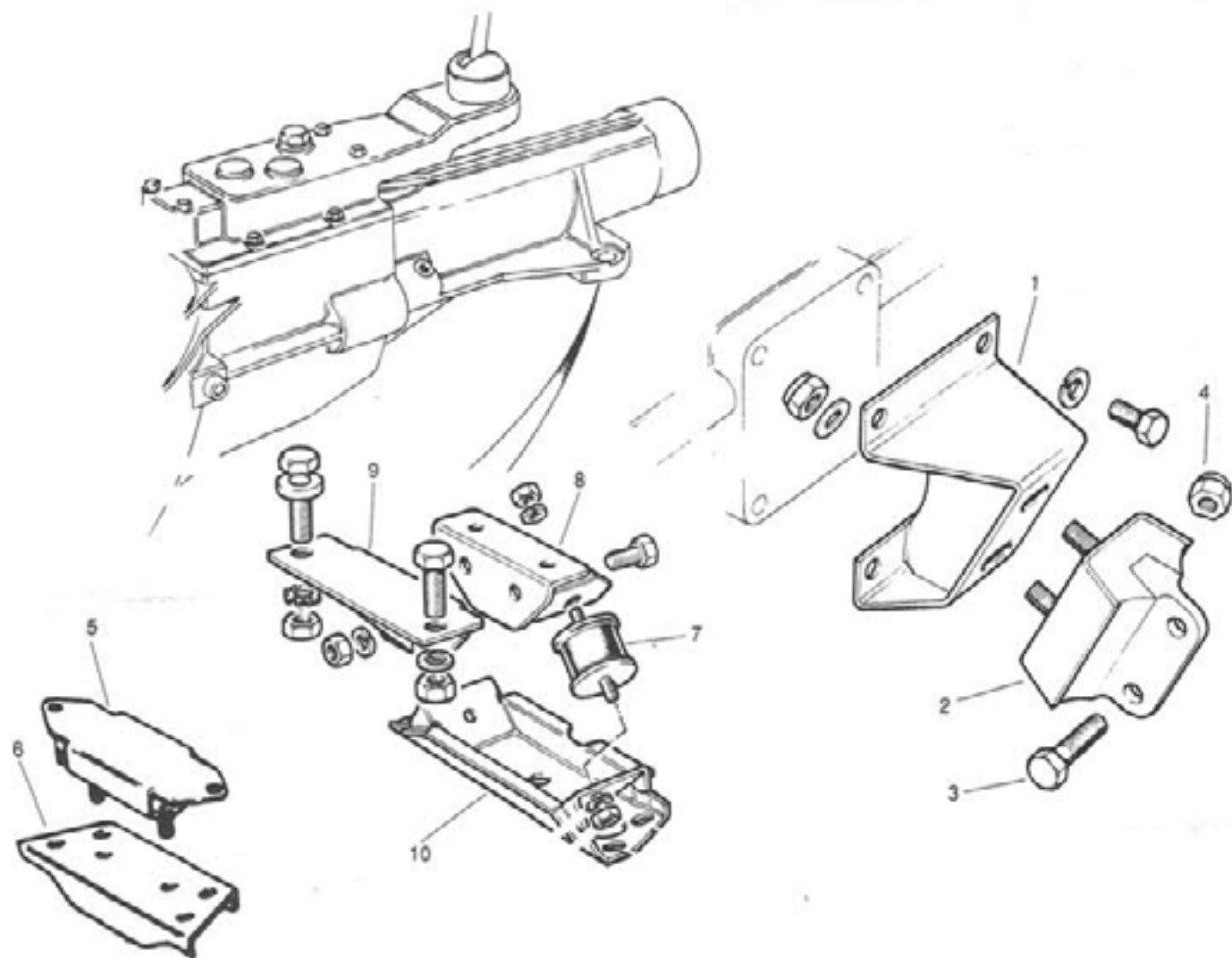
TR250 & TR6  
CYLINDER HEAD & COMPONENTS

Ill No.	Part No.	Description	Qty. Ill No.	Part No.	Description	Qty.	
1	516797R	Rebuilt Cylinder Head	1	24	159904	Exhaust Valve Seat TR6 from e# CFIUE	6
	520871			25	136487	Valve Spring Set	12
2	AG900	Cylinder Head Gasket	1	26	115118	Collar-Spring-(Lower) TR250/6 to e# CFIUE	12
	TAK280				157509	TR6 from e# CFIUE	12
3	213496	Valve Cover	1	27	111870	Collar-Spring-(Upper)-Inlet	6
	216756			28	128334	Collar-(Top Inner) Exhaust Valve	6
	214816			29	128335	Collar-(Top Outer) Exhaust Valve	6
	See Accesories			30	106663	Cotter-Split Cone Sold in Pairs	12
4	TJM477	Valve Cover Gasket	1	31	LRS5	Rocker Shaft	1
5	GZC1400	Oil Filler Cap	1	32	137811	Rocker Shaft Plug	2
6	TN3208	Valve Cover Locknut	3	33	104859	Screw- Locating Shaft in Pedastal #6	6
7	WP8	Washer	3	34	132495	Rocker Pedestal Stud	6
8	WF508	Fibre Washer	3	35	HN2009	Rocker Pedestal Nut	6
9	105123	Valve Cover Stud	3	36	109023	Rocker Arm #1,3,5,7,9,11"	6
10	HN2003	Nut-Securing Stud to Head	3	37	109024	Rocker Arm #2,4,6,8,12"	6
1	TJA511	Manifold Gasket	1	38	57109	Adjusting Screw TR250/6 to e# CC75000E TR6 from e# CC75001E	12
	TJA510				109495		12
12	144648	Large Core Plug 15/8"	1	39	57110	Locknut for Adjusting Screw	12
13	144664	Small Core Plug 1 1/4"	1	40	105322	Spring-Rocker-Fitted to Pedastal #s 1 and 6	2
14	565755	Heater Valve	1	41	119313	Intermediate Rocker Spring	5
15	148435	Water Valve Adaptor	1	42	148916	Pushrod	12
16	114774	Blanking Plug-For Use w/out Heater	1	43	143552	Tappet	12
17	103810	Nut-Securing Cyl. Head	14	*No rocker arm bush used.			
18	WB600070	Washer-Nut	14				
19	VAG154	Guide-Intake Valve	6				
	VAG154SB						Cast Iron Silicone/Bronze
20	VAG578	Guide-Exhaust	6				
	VAG578SB						Cast Iron Silicone/Bronze
21	146128	Intake Valve	6				
22	V34381	Exhaust Valve	6				
	V34657						TR250/6 to e# CFIUE TR6 from e# CFIUE
23	146496	Intake Valve Seat	6				
	159903			TR250/6 to e# CFIUE TR6 from e# CFIUE			
24	159904	Exhaust Valve Seat	6				



# ENGINE

## TR250 & TR6 ENGINE MOUNTS & COMPONENTS



Ill No.	Part No.	Description	Qty.
1	145385	Engine Mounting Bracket-on Block	2
2	EM665	Front Engine Mount	2
3	HU906	Bolt-Mount to Frame	4
4	TN3209	Nut-Self Locking	4
5	104086	Gearbox Mount	1
6	211361	Crossmember for Gearbox Mount	1
7	150403	Gearbox Mount	2
8	160118	Adaptor for Gearbox Mount	1
9	160117	Gearbox Mount Bracket	1
10	218275	Crossmember for Gearbox Mount	1

TR250/6 to c#CC85737

TR6 from c#CFI on

# Lucas Girling

## USE THE RIGHT TOOLS FOR THE JOB



USE THE RIGHT TOOLS FOR THE JOB

### Girling Brakemate



- T2** **Disc Brake Press** - Available individually or as a complete kit in a strong and handy wallet. Designed to press pistons, pads, and shoes.
- T3** **Brake Hose Clamp** - Used to clamp brake hoses to the frame.
- T4** **Wheel Wiper** - Used to clean the wheel and hub area.
- T5** **Brake Adjuster** - Used to adjust the brake shoes.
- T6** **Wheel Spring Test** - Used to test the wheel spring.



Pad Replacement Tool - Part No. 6493048



**EASE PAD REPLACEMENT ON SHOCKING CALIPER DISC BRAKE** with this special tool. Simplifies pad removal on Girling Single-Disc Shocking Caliper as fitted to Rover 2000 and Rover 3500, 1966-71. When the pads are removed, the operating piston must be cleaned and smeared with the special grease before the piston is wound back into the caliper. This special tool locks onto the piston and moves it with ease in both directions. Avoids damage to the caliper and is essential when fitting new pads.



**VIZIBLEED**  
The one-man Brake & Clutch Bleeding Aid. Fits over through-tube, non-return valve and a unique retaining strap which is designed to fit all bleed nipples and prevents dislodging the tube.



Bundy Pipe Bending Set - Part No. 74847007



BRAKE FLUID



Part No.....LMA

### GREASE KITS

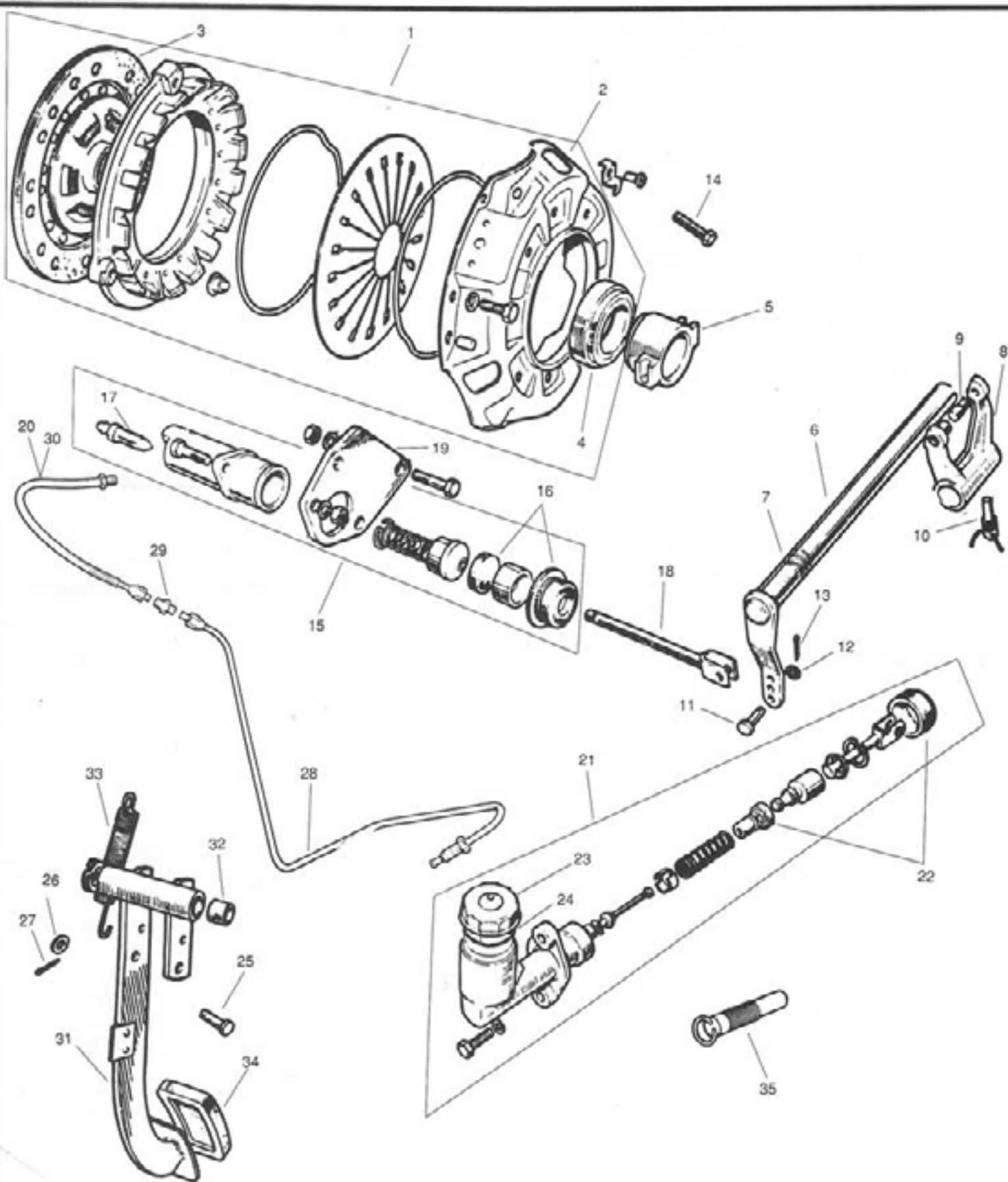
Kit Part Number	Description	Quantity Per Kit	Application
SP 1251	Squal Detergent Grease	11 oz (300g)	Smeared on damping shims to help eliminate Disc Brake Pad squeal.
SP 1250	Red Rubber Grease	2 oz (each)	For all hydraulic components in near contact with vegetable based Brake Fluid e.g. Over Covers.
SP 3066	Mechanical Brake Grease (Blue)	11 oz (300g)	For all mechanically operated components e.g. expanders, adjusters, shoe tips.

WARNING - BRAKE GREASE SHOULD NOT BE ALLOWED TO COME INTO CONTACT WITH SEALED OR NATURAL RUBBER COMPONENTS WHICH CONSTITUTE THE BASE OF MOST BRAKING SYSTEMS.

170 74 741 741 741 741 741 741

# CLUTCH

TR250 & TR6



# CLUTCH

TR250 & TR6  
CLUTCH

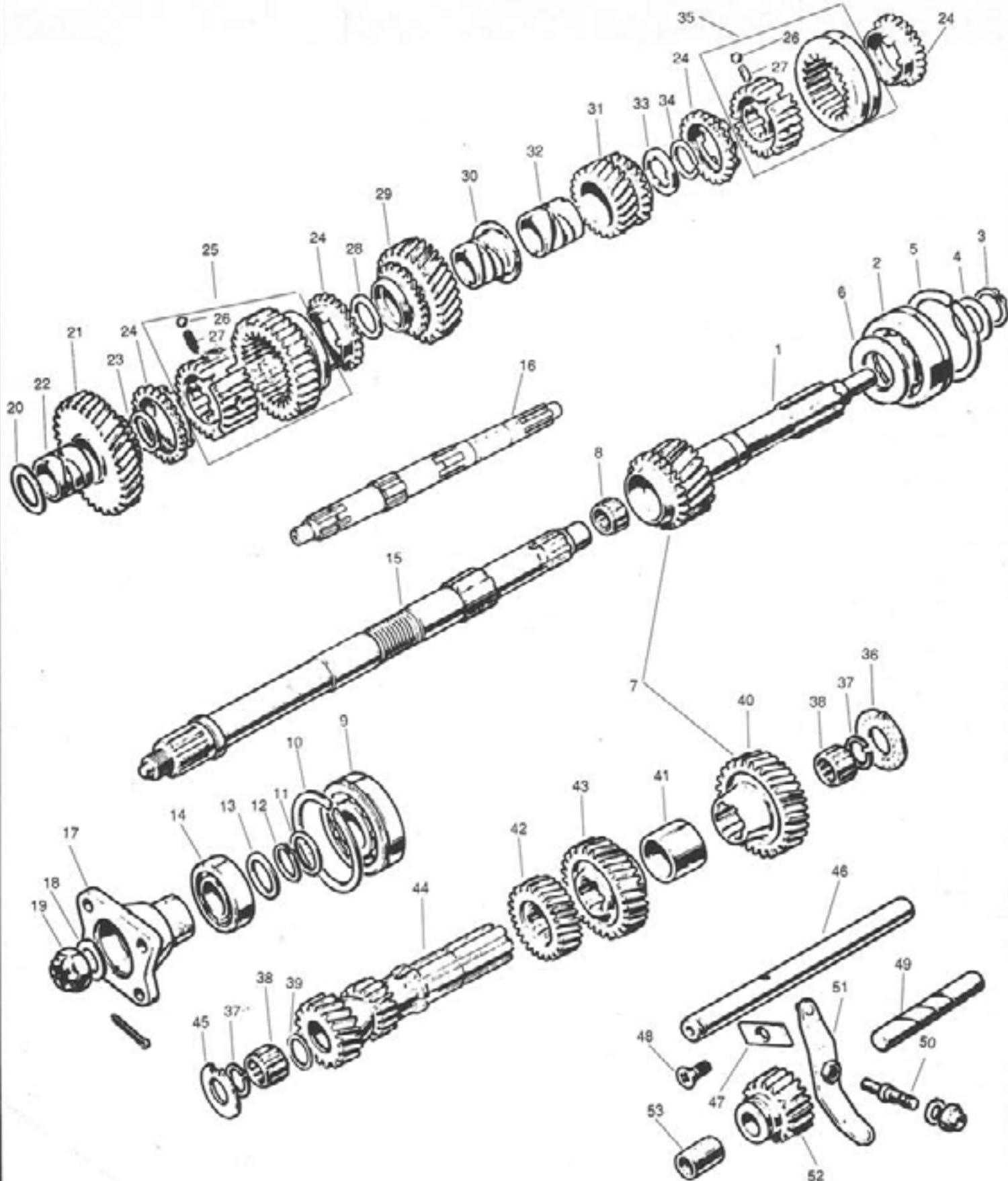
Ill No.	Part No.	Description	Qty.	
1	LEK136	Clutch Kit*	Laycock	1
	HK4827		Borg & Beck	1
	QKT188		Quinton Hazell	1
2	Q10028	Pressure Plate*	1	
3	C805S	Clutch Disc*	1	
4	CCT86	Release Bearing	1	
5	147858	Sleeve-MountingRelease Bearing	1	
6	136354	Clutch Operating Shaft Assembly	1	
7	144578	Clutch Shaft Spring	1	
8	106022	Clutch OperatingFork	1	
9	100164	Pin-Operating Fork to Sleeve	2	
10	158777	Pin-Tapered-Fork to Clutch Shaft**	Original	1
	158777HS		High-strength Replacement	1
1	PJ8808	Clevis Pin - Pushrod To Operating Shaft	1	
12	136353	Washer	1	
13	PC10	Cotter Pin	1	
14	HU0856	Bolt for Pressure Plate	6	
15	4253-312	Clutch Slave Cylinder	1	
16	SS8629	Slave Cylinder Repair Kit	1	
17	501207	Bleeder Screw	1	
18	138572	Pushrod - Slave Cylinder To Operating Shaft	1	
19	136353	Bracket - Mounting Slave Cylinder	1	
20	KL79115	Hose - Slave Cylinder To Master Cylinder Pipe	1	
21	64068827	Clutch Master Cylinder .75"Bore	TR250/6 to b# 52951CC (1968-69)	1
	64066117	Clutch Master Cylinder .70"Bore	TR6 from b# 52952CC (1970-76)	1
22	M1967	Master Cylinder Repair Kit .75"Bore	TR250/6 to b# 52951CC (1968-69)	1
	M2102	Master Cylinder Repair Kit .70"Bore	TR6 from b# 52952CC (1970-76)	1
23	106094	Filler Cap To Fluid Reservoir	1	
24	106095	Filler Cap Seal	1	
25	PJ8808	Clevis Pin-Push Rod to Pedal	1	
26	WP8	Washer	1	
27	PC10	Cotter Pin	1	
28	308362	Pipe-Master Cylinder to Flexible Hose	1	
29	64473277	Union-Pipe to Hose	1	
30	KL79115	Flexible Hose-Pipe to Slave Cylinder	1	
31	148020	Clutch Pedal Assembly	1	
32	136611	Bushing-At Pedal Shaft Pivot Point	2	
33	57950	Return Spring for Clutch Pedal Shaft	1	
34	122289	Pedal Pad for Clutch & Brake	2	
35	33-19	Clutch Alignment Tool	1	

\*TR250 & TR6 were originally equipped with either a Laycock or a Borg & Beck clutch. Both types are interchangeable but it is not advisable to mix brands of plates or discs. \*\*When doing any clutch work this pin should be replaced because it often cracks or breaks. The high tensile replacement pin will help ensure against premature failure and loss of clutch operation.



# GEARBOX

## TR250 & TR6 INTERNAL GEARBOX & COMPONENTS



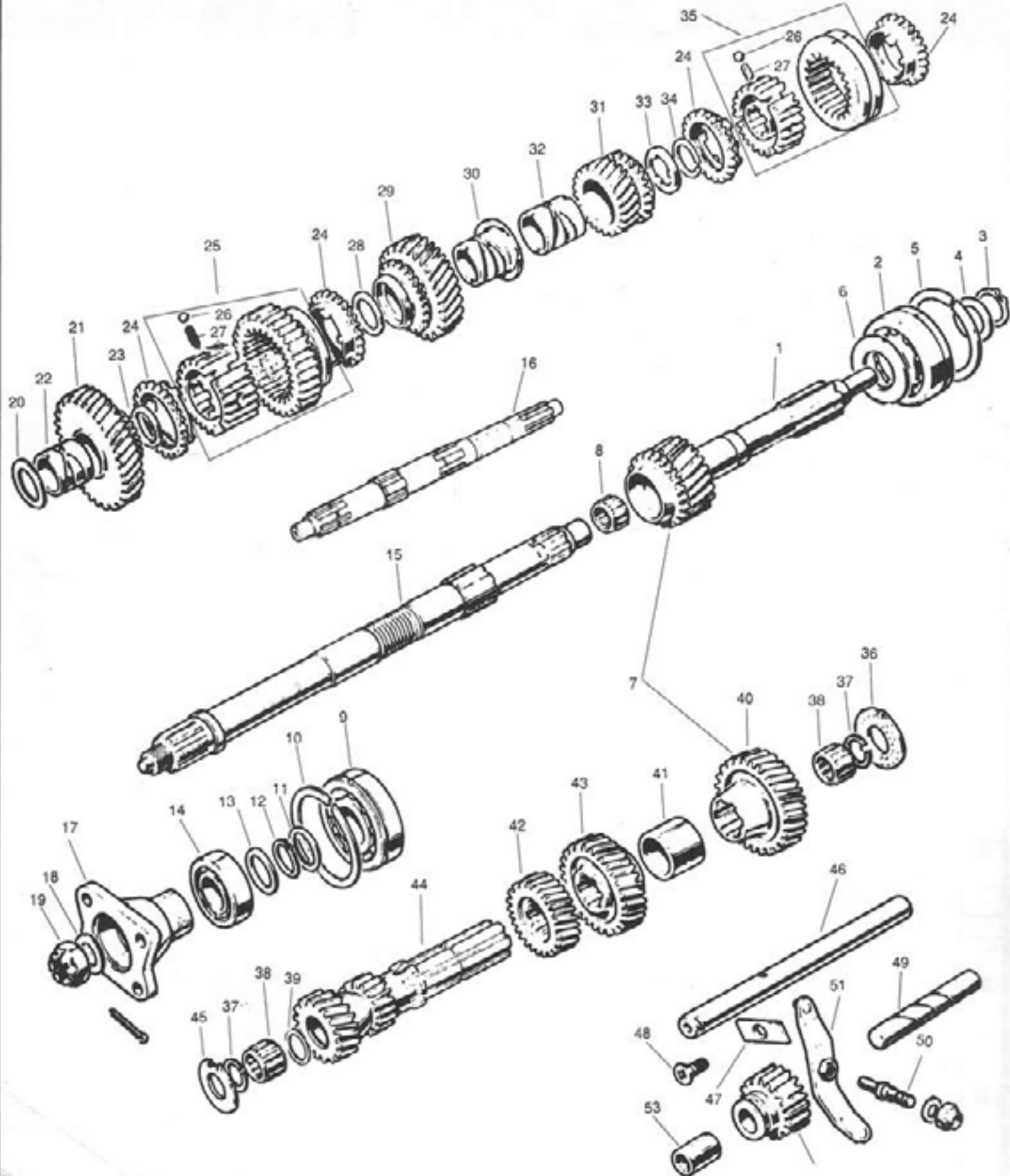
# GEARBOX

## TR250 & TR6 INTERNAL GEARBOX AND COMPONENTS

III. No.	Part No.	Description	Qty.	III. No.	Part No.	Description	Qty.		
1	Use 219126 With 159621	Input Shaft	1	23	129941	Washer- .118"	A/R		
	219126				from g# CD20282 to CD21768	129942		Washer- .121"	
					from g# CD21769	129943		Washer- .124"	
2	58391	Bearing	1	129944	Washer- .127"				
3	58956	Circlip - Retaining Bearing on Shaft	1	134670	Washer- .132"				
4	60078	Washer	1	24	113431	Synchro Ring	4		
5	58955	Circlip - Locating Bearing in Case	1	25	515650	Synchro Hub	to g# CD19740	1	
6	60658	Oil Thrower	1		153843	Assy.-First & Second	from g# CD19741 on	1	
7	148949	Gear Set*	1	26	BL16	Ball		3	
8	145008	Needle Bearing- Locating Mainshaft	to g# CD20281	1	122075	Spring	to g# CD19740	3	
	158368		from g# CD20282 on		153318		from g# CD19741 on	3	
9	58391	Bearing-Center Mainshaft	1	28	129941		Washer-.118"	to g# CC75000	A/R
10	58955	Locating Circlip	1		129942	Washer- .121"			
11	559152	Washer	1		129943	Washer- .124"			
12	58956	Circlip**	1/2		129944	Washer- .127"			
13	58949	Washer	1		134670	Washer- .132"			
14	SP75G	Bearing-Rear Mainshaft	1	UKC958	Washer- .197/.199"	from g# CC75001 on	A/R		
15	208051	Mainshaft- Non-Overdrive	to g#CD20281	UKC959	Washer- .200/.202"				
	216383		from g# CD20282 to CD21768	UKC960	Washer- .203/.205"				
	216866		from g# CD21769 to CC75000	UKC961	Washer- .206/.208"				
	TKC824		from g# CC75001 on	105629		to g# CD20281	1		
16	208052	Mainshaft- Overdrive	to g# CD20281	29	152771	Second Gear	from g# CD20282 to CD21768	1	
	216245		from g# CD20282 to CD21768		216902		from g# CD21769 to CC75000	1	
	216886		from g# CD21769 to CC75000		TKC454		from g# CC75001 on	1	
	TKC832		from g# CC75001 on "J" Type		129939		Bush****-Second (Brass)	to g# CC75000	1
17	58948	Mainshaft Flange	1	30	UKC956	Bush-Second (Steel)	from g# CC75001 on	1	
18	WP24	Washer	1		105630		to g# CD20281	1	
19**	57868	Nut-Castellated	TR250 & early TR6	1	31	152772	Third Gear	from g# CD20282 on	1
	157642		Nut-Nyloc						
20	116496	Washer between 1st Gear & Bearing	1	32	129940	Bush-Third (Brass)	to g# CC75000	1	
21	128100	First Gear	to g# CD20281		1	153238	Bush-Third (Steel)	from g# CC75000 on	1
	152770		from g# CD20282 to CC89816						
	152803		from g# CC89817	33	157054	Retaining Washer*****		1	
22	129940	Bush-First Gear (Brass)	to g# CC75000	1	34	55707	Circlip		1
	153238	Bush-First Gear (Steel)	from g# CC75001 on		35	153844	Synchro Hub Assy.-Third & Fourth	to g# CD19740 from g# CD19741 on	1
				36	129956	Thrust Washer		1	

# GEARBOX

## TR250 & TR6 INTERNAL GEARBOX & COMPONENTS



# GEARBOX

## TR250 & TR6 INTERNAL GEARBOX AND COMPONENTS

Ill. No.	Part No.	Description	Qty.
37	147749	Circlip-used w/Bearing # 150339	2
38	150339	Bearing-Open Cage type	from g# CD20282 & w/replacement counter gears 2
39	154396	Backing Washer-used w/Bearing #	from g# CD20282 & w/replacement counter gears 2
40	See footnote	Gear-Constant Mesh‡	to g# CD20281
	142434	Gear-Constant Mesh	from g# CD20282 to CD21768
	150621		from g# CD21769 on
41	59456	Distance Piece	1
42	140508	Second Gear on Countershaft	to g# CD30646
	155047		from g# CD30647 on
43	140509	Third Gear on Countershaft	1
43	128107	First & Reverse	to g# CC89816
	140509	Gear on Countershaft	from g# CC89817 on
44	129955	Rear Thrust Washer	1
45	128105	Countershaft	1
46	129938	Lockplate	Countershaft & Reverse Shaft 1
47	129954	Wedgelock Screw	to Gearbox at Rear of Countershaft 1
48	129937	Reverse Spindle	1
49	106448	Fulcrum Pin	1
50	129894	Reverse Operating Lever Assembly	1
51	128110	Reverse Gear	1
52	129862	Reverse Gear Bush	1

\*Available only as a set.

\*\*2 Req'd from g# CC75001 on

\*\*\*Interchangeable.

\*\*\*\*The brass second gear bush which is used through 1972 breaks often where it's flange joins the cylindrical body. This can cause excessive and float in second and third gear which makes shifting difficult. Replace the bush and shift firmly, but gently. The brass and steel bushes are not interchangeable.

\*\*\*\*\*The earlier retaining washer has 3 internal splines and the later has six internal splines. They are interchangeable and we carry which ever one is available.

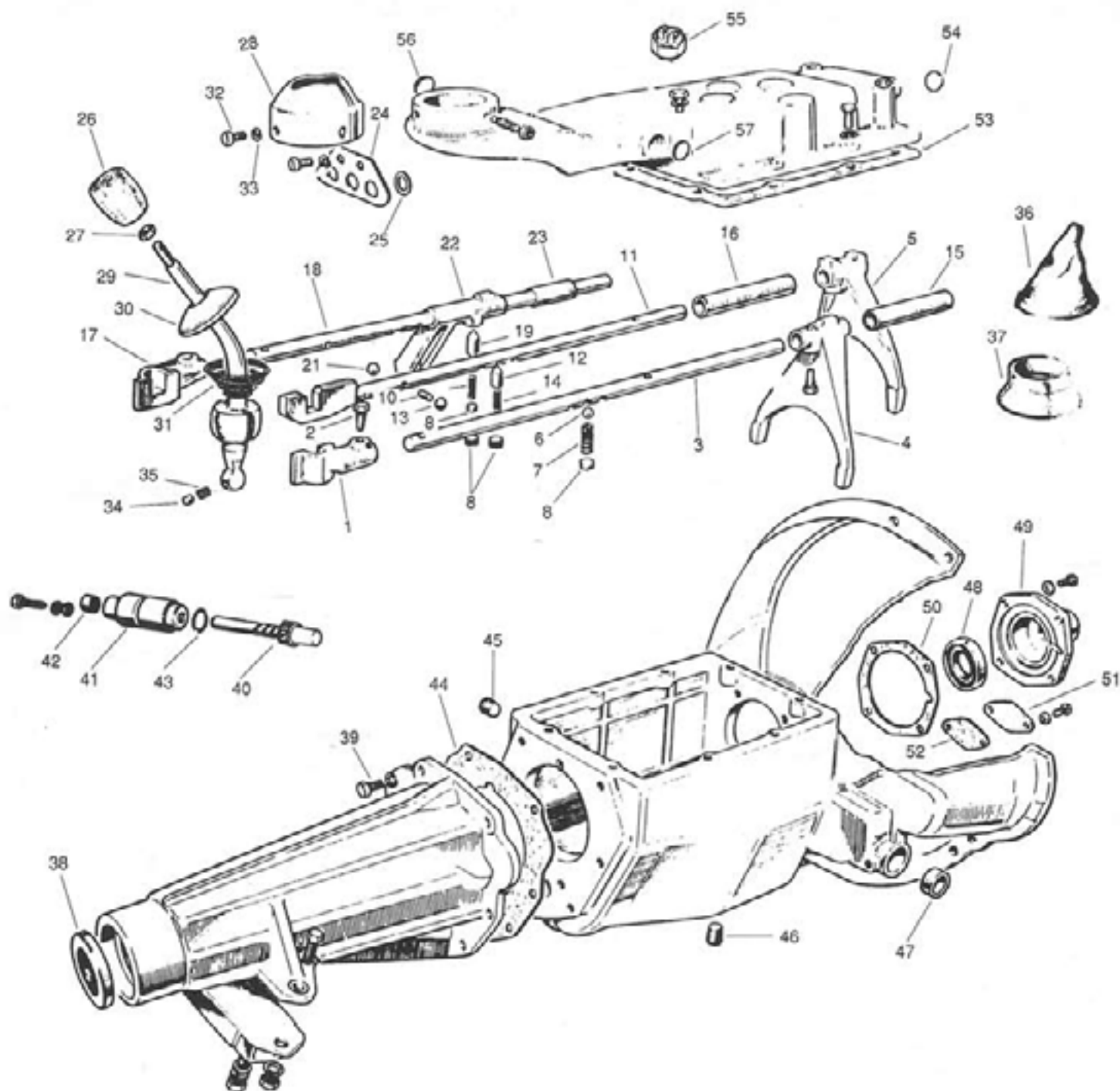
‡Available only as part of Gear Train Assembly # 148949



# GEARBOX

TR250 & TR6

## EXTERNAL GEARBOX & COMPONENTS



# GEARBOX

TR250 & TR6

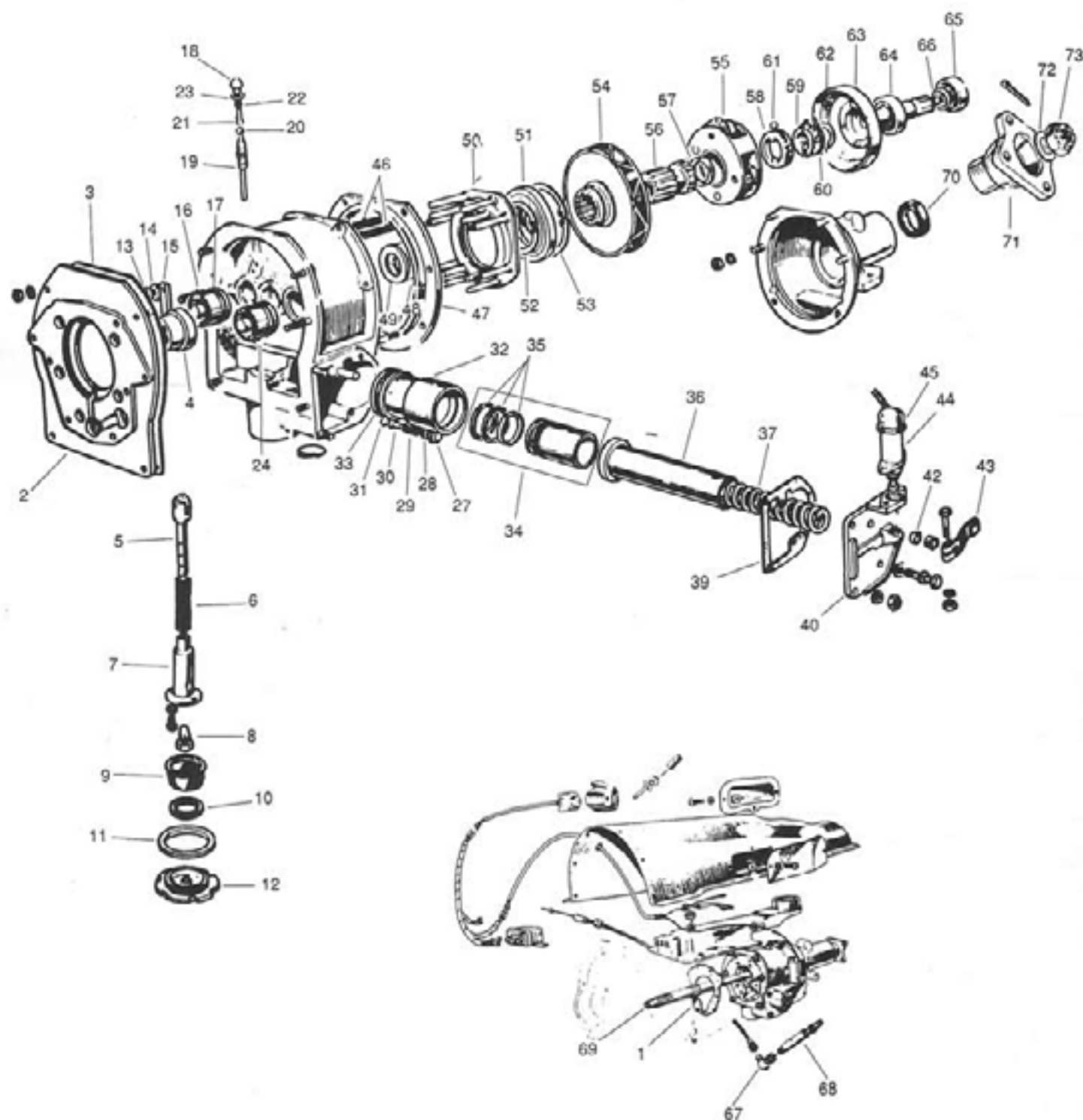
## EXTERNAL GEARBOX AND COMPONENTS

Ill. No.	Part No.	Description	Qty.	Ill. No.	Part No.	Description	Qty.	
1	127386	Selector-First & Second Speed	1	28	140816	Cap for Shift Lever-3 Holes* TR250 & early TR6	1	
2	122653	Screw - Securing Selectors & Forks to Shafts	6		156460	Cap for Shift Lever* late TR6		
3	128066	Shaft Selector First & Second	1	29	148059	Shift Lever	1	
	158464			TR250 TR6 to c# CC75000	30	112442	Retainer for Spring	1
	128066			TR6 from c# CC75001 on	31	158984	Spring-Used w/Cap # 140816	1
				145796	Spring-Used w/Cap # 156460	1		
4	128067	Fork-First & Second Selector	1		156408	Locating Screw-Used w/Cap #		
5	128063	Sleeve-First & Second Selector	1	32	SH604031	Locating Screw-Used w/Cap #	2	
6	BLS112	Ball-First & Second Selector	1					
7	FRC7195A	Spring-First & Second Selector	1	33	GHF331	Jam Nut on Screw-Used w/ Screw #	2	
	155632			to g# CD23951 from g# CD23952 on				
8	109401	Plug-Bucket Type as fitted	3	34	112424	Anti-Rattle Plunger	1	
	156665			Plug-Screw Type	35	137988	Spring	1
9	BLS112	Interlock Ball	2	36	631881	Shift Boot	1	
10	105788	Interlock Roller	1	37	709329	Lower Grommet	1	
11	129986 OR 156373	Shaft-Third & Fourth Selector	1	38	146129	Tail Shaft Oil Seal-Non-Overdrive	1	
12	156665	Plunger-Third & Fourth Selector	1	39	107746	Locking Bolt	1	
13	BLS112	Ball-Third & Fourth Selector	1	40	147965	Speedometer Drive Gear	all CD & CC Gearboxes from g# CFI on	1
					UKC5933			
14	106489	Spring-Third & Fourth Selector	1	41	146542	Speedometer Gear Housing	1	
	155632			to g# CD22093 from g# CD22094 on	42	108757	Oil Seal	1
				43	147751	'O' Ring	1	
15	127387	Fork-Third & Fourth Selector	1	44	132465	Extension to Gearbox Gasket	1	
16	117811	Sleeve-Third & Fourth Selector	1	45	114774	Oil Filler Plug	1	
17	127385	Reverse Selector	1		114774	Oil Drain Plug**	to g# CD30687	
	UKC5098			to g# CC10960 from g# CC10961 on	46	155660	Oil Drain Plug** Magnetic	from g# CD30688 on
18	132389	Reverse Selector Shaft	1	47	137651	Clutch Operating Shaft Bush	2	
	209902			to g# CC75000 from g# CC75001 on	48	141756	Oil Seal	1
				49	100157	Front Cover	1	
19	132388	Reverse Selector Plunger	1	50	59537	Front Cover Gasket	1	
	136990			to g# CC75000 from g# CC75001	51	55774	Countershaft End Cover	1
20	106489	Reverse Plunger Spring	1	52	55773	Countershaft Cover Gasket	1	
21	109401	Reverse Plunger Distance Piece	1	53	105758	Top Cover Gasket	1	
22	129780	Reverse Selector Fork	1	54	104449	Selector Shafts Plug	3	
23	129779	Reverse Selector Sleeve	1	55	See Page 73	Switches	A/R	
				to g# CC75000 from g# CC75001 on	56	54505	Plug for RH & LH sides	as fitted
	129779			on	57	104449	Plug	fitted
24	106051	Retaining Plate	1	*Cap # 140816 is used w/long through bolt. Cap # 156460 is quick release and it is notched.				
25	106050	'O' Ring	3	**These drain plugs are interchangeable, but we advise you to use the magnetic plug. It attracts dangerous metal particles and has a hex head.				
26	148870	Shift Knob	1					
27	508422	Jam Nut for Shift Knob	1					

# GEARBOX

TR250 & TR6

A TYPE OVERDRIVE 1968-72



# GEARBOX

TR250 & TR6

A TYPE OVERDRIVE 1968-72

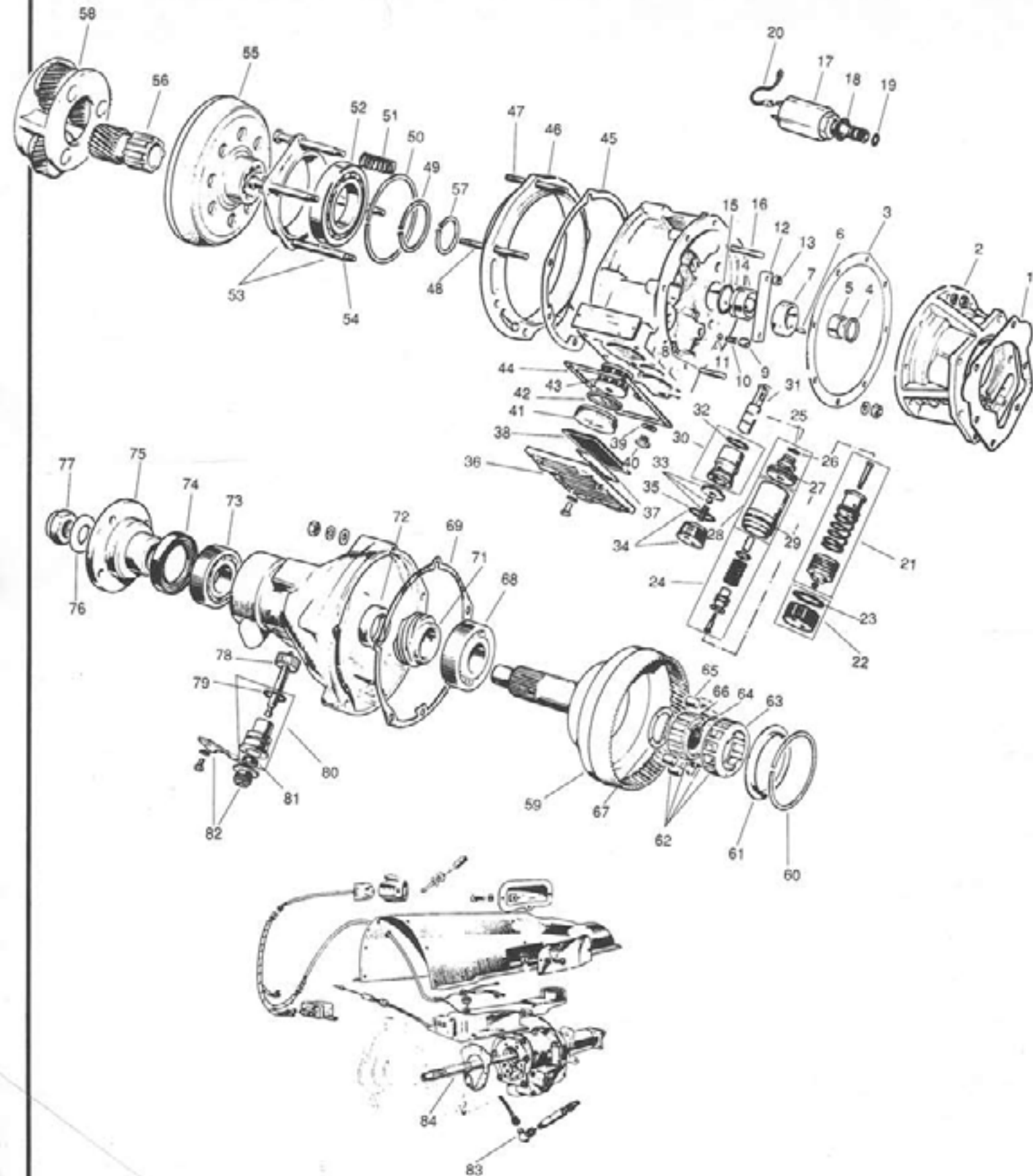
III. No.	Part No.	Description	Qty. III.	III. No.	Part No.	Description	Qty.	
1	132465	Gasket - Adaptor to Front Case	1	48	500610	Thrust Washer - Sunwheel	1	
2*	200090 OR 500654	Overdrive to Gearbox Adaptor	1		500588A	Adjusting Washer .113/.114"	A/R	
3	502556	Gasket to Overdrive	1		500588B	Adjusting Washer .107/.108"		
4	500627	Cam-Operating Oil Pump	1		500588C	Adjusting Washer .101/.102"		
5	513891	Plunger Assy. for Pump	1	49	500588D	Adjusting Washer .095/.096"		
6	500633	Spring	1		500588E	Adjusting Washer .089/.090"		
7	505507	Body to Pump	1		500588F	Adjusting Washer .083/.084"		
8	513902	Pump Body Plug	1		500588G	Adjusting Washer .077/.078"		
9	M866-210	Filter	1	50	500660	Clutch Thrust Ring Assy.	1	
	509884			unit 61753	51	500640	Bearing - Clutch Thrust Ring	1
		unit 61965		52	500636	Circlip - Front of Bearing	1	
10	513205	Magnet (Set of 3)	1	53	500637	Circlip - Rear of Bearing	1	
11	500641	Washer	1	54	520795	Clutch Assy.	1	
12	521814	Oil Drain Plug	1	55*	505545 OR 518500	Planet Gear & Carrier Assy.	1	
13	HN2007	Nut	4	56	505549	Sunwheel Assembly	1	
14	500640	Locktab	4	57	505548	Thrust Washer	1	
15	500587	Bridge-Piece	2	---	518106	Planet Gears Bearing	6	
16	513890	Operating Piston Assembly	2	58*	12610 OR 518110	Caged Roller Bearing	1	
17	513912	'O' Ring (Not Inc. With Piston)	2	59	BAU2061A	Clutch - Unidirectional Inner Member	1	
18	506117	Operating Valve Plug	1	60	513208	Spring - Clutch	1	
19	500658	Operating Valve	1	61	506063A	Roller Set	1	
20	BL0020	Operating Valve Ball	1	62	500613A	Thrust Washer - Rear of Clutch	1	
21	500591	Operating Valve Plunger	1	63	500602	Annulus Assembly	1	
22	7972	Operating Valve Spring	1	64	217325A	Annulus Head Bearing	1	
23	500568	Washer	1	65	SP75G	Annulus Tail Bearing	1	
24	513908	Operating Shaft	1	66	500623E	Adjusting Washer .146"	A/R	
---	513910	Cam on Shaft	1			500623F		Adjusting Washer .151"
---	500593	Pin-Cam to Shaft	1			500623G		Adjusting Washer .156"
27	506117	Pump Valve Plug	1			500623H		Adjusting Washer .161"
28	500568	Pump Valve Washer	1			500623J		Adjusting Washer .166"
29	506070	Pump Valve Spring	1			M866-975		Adjusting Washer .171"
30	500591	Pump Valve Plunger	1			M866-980		Adjusting Washer .176"
31	BL0016	Pump Valve Ball	1		M866-985	Adjusting Washer .181"		
32	501908	Accumulator Housing	1	67	120694	Speedometer Drive Adaptor	1	
33	501910	'O' Ring	1	68	NK48	Speedometer Drive Pinion & Bearing Assy.	1	
34	501909	Accumulator Piston w/Rings	1	69	216245	Mainshaft	to g# CD20281	
35	505555	Ring Set	1					from g# CD20282
36	502563	Spacing Tube	1					to CD21768
37	515131	Accumulator Spring	1		216868		from g# CD21769	
---	513900	Packing Washer	A/R				to CC75001	
39	500645	Gasket	1	70	513898	Oil Seal	1	
40	502566	Solenoid Bracket	1	71	518109	Flange	1	
42	500594	'O' Ring for Operating Shaft	2	72	WP24	Washer	1	
43	502568	Actuating Lever	1	73	57868	Nut	1	
44	78515	Solenoid	2					
45	108521	Solenoid Cover	1					
46	502554	Spring Set - Clutch	1					
47	C11433	Ring - Brake - Clutch	1				*2nd # fitted from Gearbox CD15652.	



# GEARBOX

TR250 & TR6

J TYPE OVERDRIVE 1973-76




# GEARBOX

TR250 & TR6

J TYPE OVERDRIVE 1973-76

III. No.	Part No.	Description	Qty. III.	III. No.	Part No.	Description	Qty.
1	312305	Gearbox to Overdrive Adaptor	1	47	NKC58	Short Stud	4
2	132465	Adaptor to Gearbox Gasket	1	48	NKC59	Long Stud	2
3	37H1901	Gasket Adaptor to Front Case	1	49	NKC85	Clutch Circlip	1
4	137308	Circlip	1	50	NKC84	Bearing Circlip	1
5	159503	Clip Spring	1	51	NKC12	Spring Set	1
6	WKN304	Woodruff Key	1	52	NKC63	Clutch Bearing	1
7	159505	Cam	1	53	NKC62	Bearing Housing Assy.	1
8	NKC57	Stud	2	54	NKC109	Bolt	4
	37H1897			from c# CF35001 on	55	NKC40	Clutch
9	NKC93	Plug	1	56	NKC55	Sunwheel	1
10	NKC94	Spring	1	57	NKC83	Sunwheel Circlip	1
11	NKC945	Ball	1	58	AEU1051	Planet Gears & Carrier	1
12	500587	Bridge Piece Set	1	---	M466-020	Bearing & Axle Kit	1
13	520977	Self Locking Nut	4	59	NKC9	Annulus	1
14	NKC21	Operating Piston Set	1	60	NKC77	Circlip - Retaining Freewheel	1
15	NKC99A	'O' Ring	2	61	NKC20	Oil Thrower	1
16	NKC56	Stud	6	62	NKC17	Freewheel	1
17	NKC41	Solenoid	1	63	518110	Roller Cage	1
18	NKC108	Copper Washer	1	64	513208	Spring to Freewheel	1
19	NKC107	'O' Ring	2	65	506063	Roller Set - Steel	1
20	NKC67	Solenoid Ground Wire	1	66	NKC16	Inner Freewheel	1
21	NKC115	Dashpot Piston Assy.	1	67	NKC79	Thrust Washer	1
22	NKC13	Dashpot Plug	1	68	SP746	Annulus Head Bearing	1
23	NKC91	'O' Ring	1	69	NKC87	Annulus Housing Gasket	1
24	NKC36	Relief Valve Assy.	1	71	NKC47	Speedometer Drive Gear	to c# CF35000
25	NKC30	Relief Valve Body	1		AAU1096		from c# CF35001 on
26	NKC102A	'O' Ring	1	72	NKC78	Annulus Shaft Spacer	1
27	NKC92	'O' Ring	1	73	SP75G	Annulus Tail Bearing	1
28	NKC14	Dashpot Sleeve	1	74	NKC39	Oil Seal	1
29	NKC92	'O' Ring	1	75	160292	Flange	1
30	NKC25	Pump Body	1	76	NKC82A	Washer	1
31	NKC28	Pump Plunger Assy.	1	77	NKC81	Self Locking Nut	1
32	NKC100	'O' Ring	1	78	NKC48	Speedometer Pinion Gear	1
33	NKC29	Non-Return Valve Kit	1	79	NKC106	'O' Ring	1
34	NKC26A	Pump Plug	1	80	NKC42	Pinion Bearing Housing Assy.	1
35	NKC101A	'O' Ring	1	81	NKC105A	Oil Seal	1
36	NKC54	Sump Cover	1	82	NKC43	Dog - Retaining Housing	1
37	M466-365	Magnet	2	83	120694	Speedometer Angle Drive	1
38	NKC53	Suction Filter	1	84	TKC832	Mainshaft	1
39	NKC96	Washer	1				
40	NKC97	Plug	1				
41	NKC24	Filter Plug	1				
42	NKC11	Washer	1				
43	NKC23	Pressure Filter	1				
44	NKC76	Sump Gasket	1				
45	NKC86	Brake Ring to Housing Gasket	1				
46	NKC10	Brake Ring	1				

TR250 & TR6  
ROAD WHEELS & TOOLS



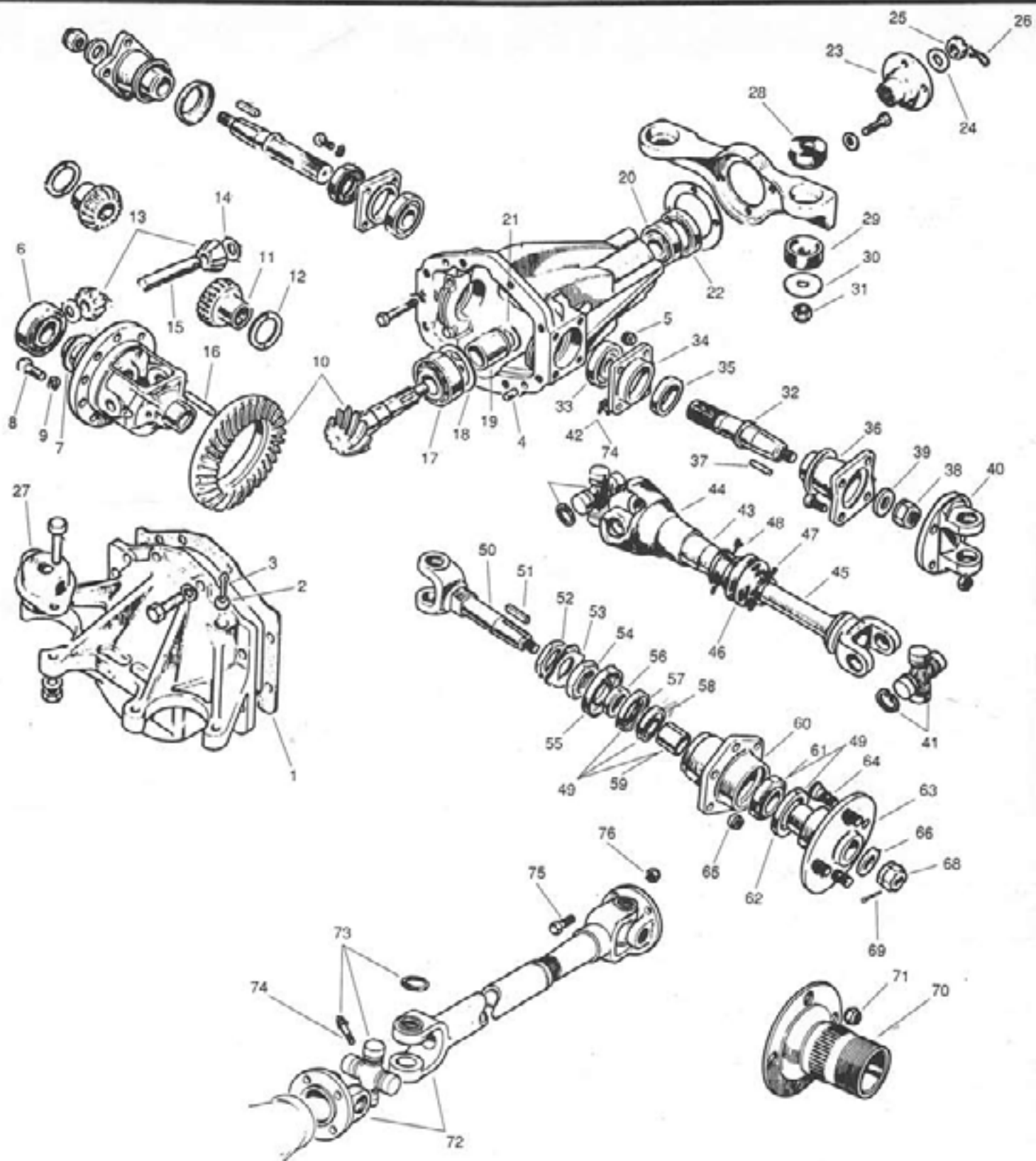
TR250 & TR6  
ROAD WHEELS & TOOLS

Ill. No.	Part No.	Description	Qty.
1	308288	Road Wheel 4 1/2 x 15 Disc Type	TR250
	308908	Road Wheel 5 1/2 x 15 Disc Type	TR6 to c# CC50000
	311243		TR6 from c# CC50001
2	109586	Lug Nut*	TR250/6 to c# CC50000
3	154470	Lug Nut-Chrome Plated	TR6 from c# CC50001
4	154466	Special Washer - For Small Plastic Hub Caps	16
5	811974	Hub Cap-Full Size	TR250/6 to c# CC50000
6	722898	Small Center Hub Cap-Black	TR6 from c# CC50001 to CC85737
	628097	Small Center Hub Cap-Silver	TR6 from c# CFI
7	628097	Hub Cap Anti-Rattle Spring	16
8	627502	Hub Cap Name Plate - Supplied w/out Decal	4
...	627502/L	Decal for Name Plate (Mylar)	4
10	HN2005	Nut - Fixing Name Plate to Hub Cap	TR6 from c# CC50001
1	WL700101	Locking Washer	4
12	TR315D	Wheel Trim Ring	(HAC1542 Orig.)
13	506172P	Wire Wheel-60 Spoke- Painted	TR250
	WWH60152	Wire Wheel-60 Spoke- Chrome	
14	512162P	Short Inner Spoke - Painted	TR250 - 60 Spoke Wheel
	512161P	Long Inner Spoke -Painted	
	512162	Short Inner Spoke - Chrome	
	512161	Long Outer Spoke - Chrome	
13A	D457C	Wire Wheel - 72 Spoke - Painted	TR6
	D457C	Wire Wheel - 72 Spoke - Chrome	
14A	512162P	Short Inner Spoke - Painted	Spokes - TR6 - 72 Spoke Wheel
	512161P	Long Outer Spoke - Painted	
	512162	Short Inner Spoke - Chrome	
	512162	Long Outer Spoke - Chrome	
15	502650P	Plain Nipple	A/R
	502650	Chromed Nipple	
17	121295	Wheel Nut	RH
	121296		LH
18	212677	Jack Assembly - With Handle	2
19	212677/H	Jack Handle	1
20	516677	Lug Wrench-Disc Wheels	TR250/6 to c# CC50000
	138514		TR6 from c# CC50001
21	152166	Combination Tool	1
22	121297	Octagon Wheel Nut Wrench	Wire Wheel Tools
	88G329	Wheel Nut Hammer-Lead	
23	C27290	Wheel Nut Hammer-Copper & Rawhide	1
24	118971	Headlamp Rim Removal Tool	1
25	146366	Tool Roll	1
26	HAC1542	Factory Trim Rings	4

\*This Lug Nut is used only on earlier models which have full hub caps.



TR250 & TR6  
DIFFERENTIAL, REAR AXEL & DRIVE SHAFT

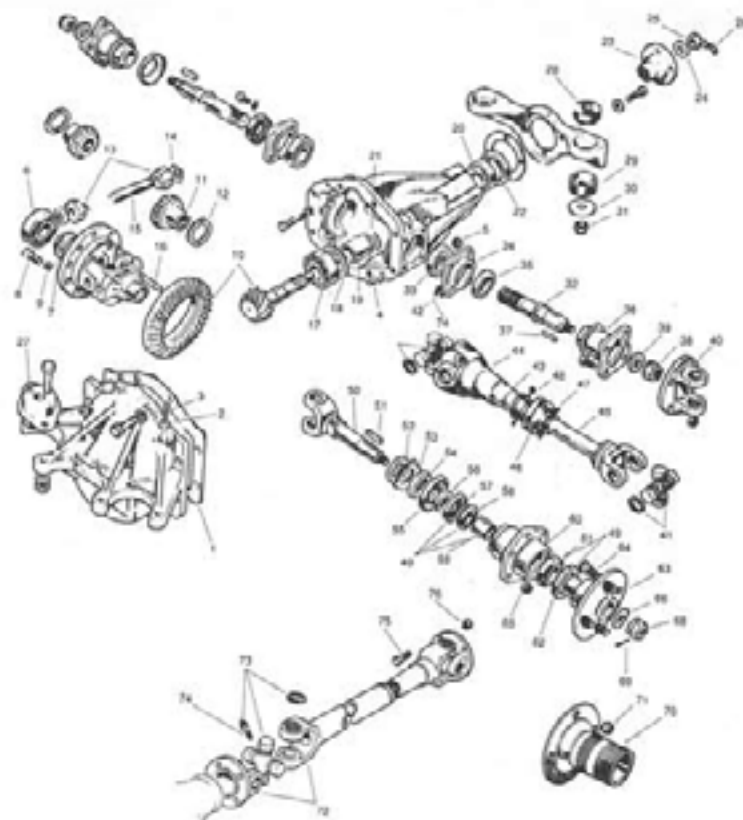


TR250 & TR6  
DIFFERENTIAL, REAR AXLE & DRIVE SHAFT

III. No.	Part No.	Description	Qty.	III. No.	Part No.	Description	Qty.
1	134480	Rear Cover Gasket	1	22	140337	Pinion Oil Seal	1
2	118826	Core Plug	1	23	138105	Input Flange on Pinion	1
3	510408	Cotter Pin	1	24	142333	Input Flange Washer	1
4	140419	Dowel - Locating Cover	2	25	122635	Input Flange Nut	TR250/6 to c# CC61570
5	22G2115	Oil Filler Plug	1		159394		TR6 from c# CC61571
6	110515	Roller Bearing (Carrier)	2	26	514773	Cotter Pin	1
7	100894/3	Shim .003"	A/R	27	147783	Rebound Rubber Mount	2
	100895/5	Shim .005"		28	134235	Upper Front Rubber Mount	2
	100896/10	Shim .010"		29	134236	Lower Front Rubber Mount	2
8	110737	Bolt - Carrier to Crown Ring*	10	30	134234	Washer	4
9	118977A	Lockwasher	10	31	TN3209	Self Locking Nut	4
10	502127	Ring & Pinion**	1	32	149379	Inner Axle Shaft	RH
	UKC548	Assy. (3.7:1)		149378	LH		
	UKC547	Ring & Pinion**		Alternative to (3.7:1)	33	134465	Axle Shaft Ball Bearing
11	153384	Side Differential Gear-16 Teeth	2	34	128638	Oil Seal Housing	2
12	102801	Thrust Washer	2	35	138523	Oil Seal	2
13	153358	Pinion Gear-10 Teeth	2	36	149409	Driving Flange	2
14	56793	Thrust Washer (.0465/.0495")	A/R	37	143280	Flange to Inner Axle Key	2
	142165	Thrust Washer (.049/.051")		38	138563	Flange to Inner Axle Nut	2
	139951	Thrust Washer (.051/.053")		39	139043	Washer	2
	142166	Thrust Washer (.053/.055")		40	211137	Flange- Yoke- Inner Axle to U-Joint	2
	139952	Thrust Washer (.055/.057")		41	QL403	Universal Joint Assy.	4
	160373	Thrust Washer (.057/.059")		42	144825	Grease Fitting	4
	139953	Thrust Washer (.059/.061")		43	140749	Slip Joint Assy.	2
	160374	Thrust Washer (.061/.063")		44	213844	Boot- PVC	2
	139954	Thrust Washer (.063/.065")		45	142437	Sliding Shaft	2
	160375	Thrust Washer (.065/.067")		46	140753	Shaft to Joint Boot	2
	139955	Thrust Washer (.067/.069")		47	140607	Small Clip	2
160376	Thrust Washer (.069/.071")	48	140606	Large Clip	2		
139956	Thrust Washer (.071/.073")	49	BKS60	Wheel Bearing Kit***	2		
15	100844	Cross Shaft for Differential Pinions	1	50	UKC643	Outer Axle Shaft	2
16	111215	Pin - Locating Shaft in Differential	1	51	134591	Key- Driving Flange to Outer Shaft	2
17	100897A	Rear Pinion Taper/Roller Bearing	1	52	134585	Lock Nut	2
18	100965/3	Rear Pinion Bearing Shim .003"	A/R	53	139057	Tab Washer	2
	100966/5	Rear Pinion Bearing Shim .005"		54	138861	Adjusting Nut	2
	100967/10	Rear Pinion Bearing Shim .010"		55	137497	Stoneguard	2
19	100846	Solid Spacer	1	56	ULC2188	Adjuster	2
	156903	Collapsable Spacer		57	GHS131	Inner Wheel Bearing Seal	2
				TR6 from c# CC61571	58	GHB101	Inner Wheel Bearing
20	100422	Front Pinion Roller Bearing on Shank	1	59	138272	Collapsible Spacer	2
21	100562	Front Pinion Bearing Shim .003"	A/R	60	137496	Rear Hub Housing	2
	100563	Front Pinion Bearing Shim .005"		61	GHB265	Outer Wheel Bearing	2
	100564	Front Pinion Bearing Shim .010"		62	GHS133	Outer Grease Seal	2
				63	210979	Driving Hub Assy.	Disc Wheels
					212403		Wire Wheels

# DRIVELINE

## TR250 & TR6 DIFFERENTIAL, REAR AXLE & DRIVE SHAFT



Ill. No.	Part No.	Description	Qty.
64	132317	Stud-Disc Wheels	8
	142779	Stud-Wire Wheels	
65	109856	Nut-Road Wheel Attachment-Disc Wheels	TR250/6 to c# CC50000
	154470		TR6 from c# CC50001 on
66	139057	Flange to Shaft Tab Washer	2
68	138563	Nylor Nut	TR250/6 to c# CFI5750
	21A79		TR6 from c# CFI5751
69	PC13	Cotter Pin	2
70	217602	Splined Hub	RH
	217603		LH
71	110366	Nut-Attachment of Extension to Hub-Wire Wheels only	16
72	208075	Driveshaft Assy.	1
73	QL403	Universal Joint	2
74	144825	U-Joint Grease Nipple	2
75	107960	Bolt - Driveshaft Flanges to Gearbox & Differential Flanges	8
76	TN3209	Self Locking Nut	8

\*In Addition to Lockwashers, we recommend you use Locktite on the carrier bolts.

\*\*Ring & Pinion Assy.'s # 502127 & # UKC547 use solid spacer # 100846. # UKC548 uses collapsible spacer # 156903.

If the correct spacers are used the two pinions are interchangeable.

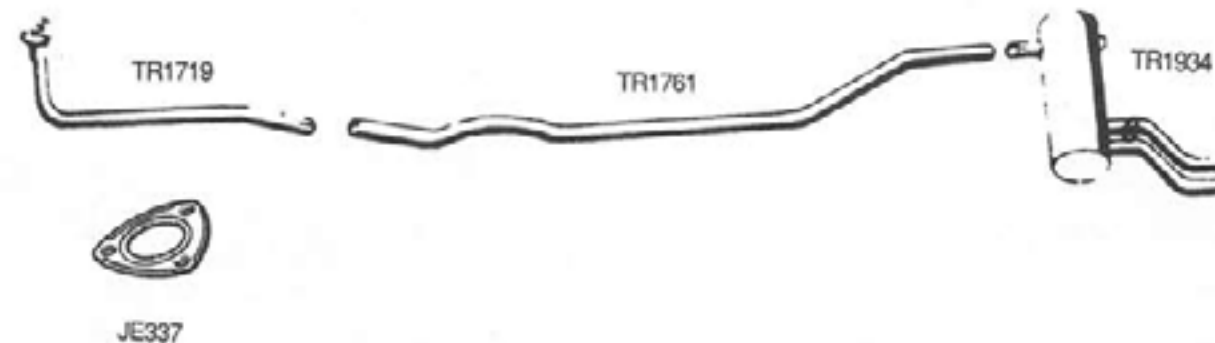
\*\*\*The bearing kit includes ill. #'s 56, 57, 58, 60, 61.

# EXHAUST

## TR250 & TR6 EXHAUST SYSTEMS, MANIFOLDS & MOUNTS

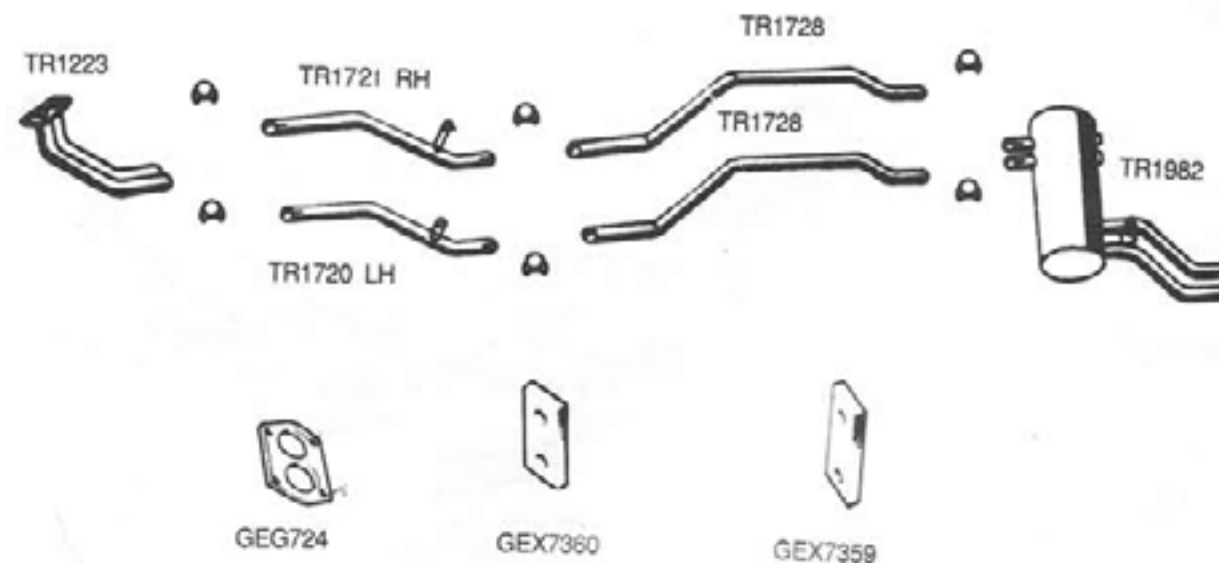
TR250 & TR6\* 1968-71

Exhaust Manifold	
308290	TR250/6 to e# CC75000E



TR6\* 1972-76

Exhaust Manifold	
Use RKC1729	TR6 from e# CC75001E to CF35000E
RKC1729	TR6 from e# CF35001E on (For Models with Air Pump)

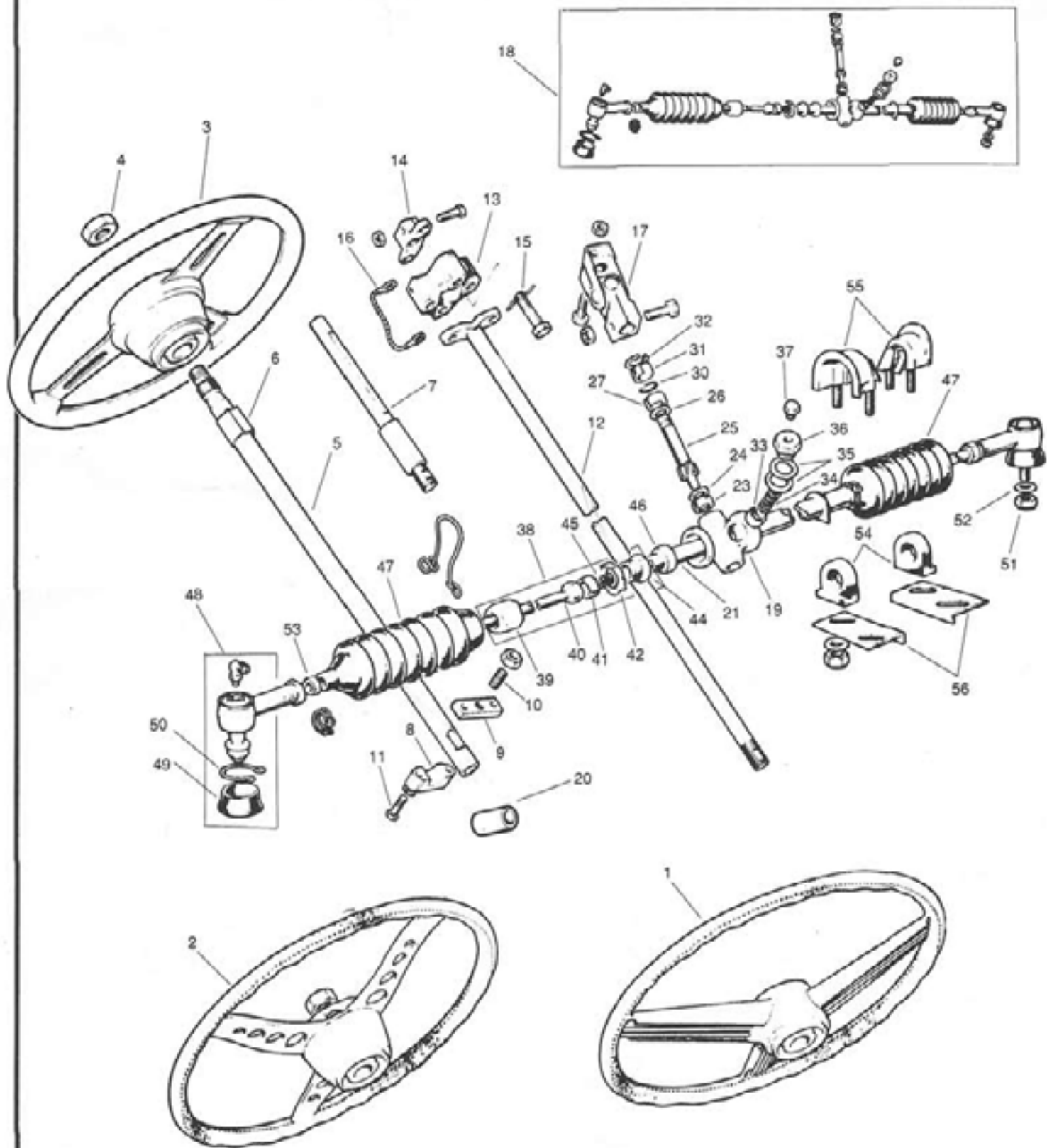


\*Break point in production is not accurate. The customer must indicate whether it is a one or two intermediate pipe system.



# STEERING

## TR250 & TR6



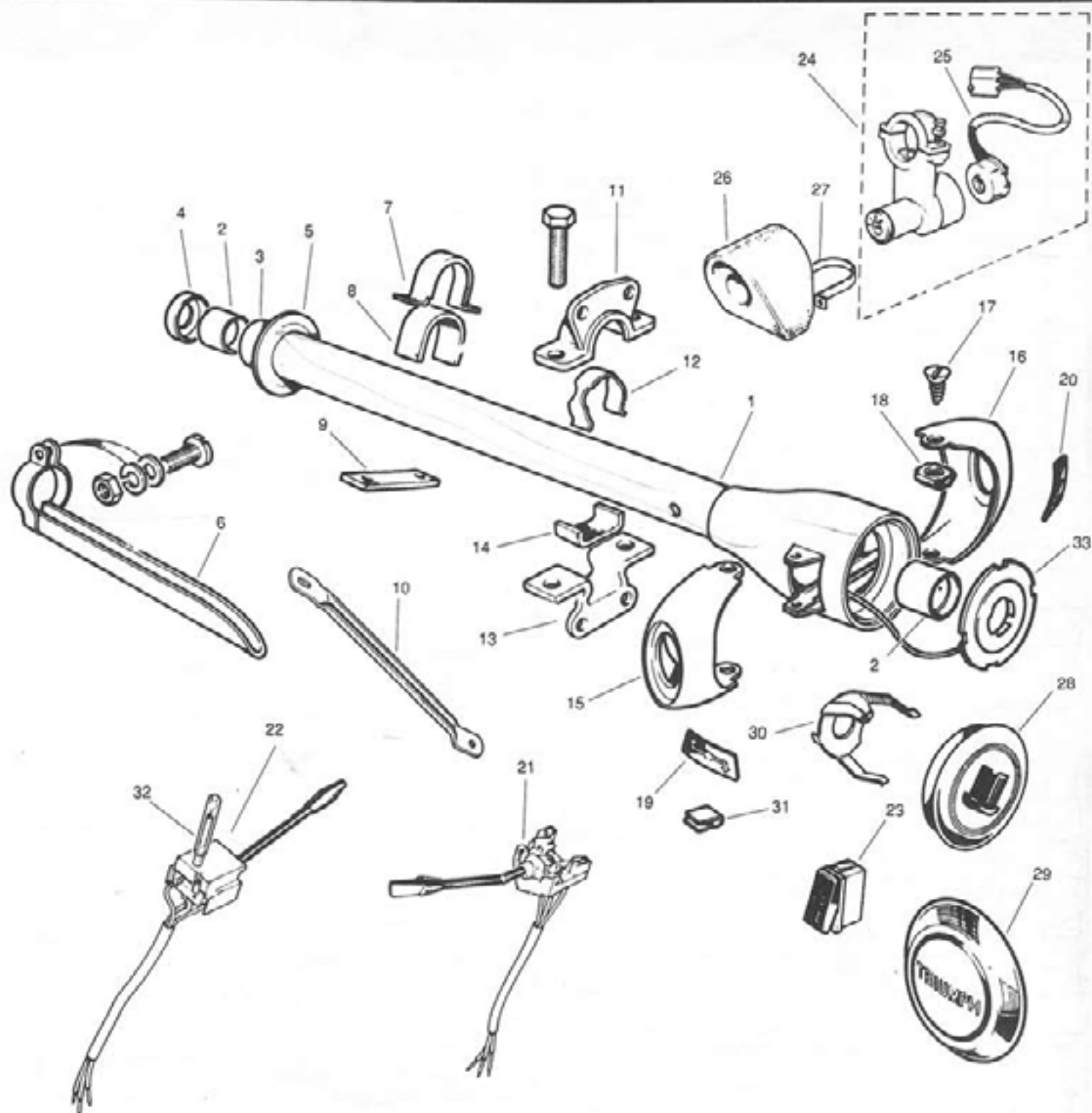
# STEERING

## TR250 & TR6

III. No.	Part No.	Description	Qty.	III. No.	Part No.	Description	Qty.	
1	812651	Steering Wheel	1	30	128021	'O' Ring	1	
2	308907			TR250	31	128001	End Plug	1
3	160038			TR6 to c# CC85737	32	509537	Circlip - Retaining End Plug In Body	1
4	105438	Nut - Securing Steering Wheel	1	33	120946	Plunger	1	
5	156060	Steering Column Assembly	1	34	126765	Spring	1	
6	140549	Clip - Turn Signal Cancelling	1	35	120949	Shim .002"	A/R	
7	149862	Steering Column - Upper Inner	1	35	120959	Shim .004"		
8	122669	Clamp - Securing Steering Column	1	35	132055	Shim .010"		
9	125782	Plate - Locating Clamp to Column	1	36	132053	Cap - Screwed	1	
10	125781	Locating Screw	1	37	133103	Grease Plug	1	
11	BH604101	Bolt	1	38	142687	Inner Ball Joint Assy.	2	
12	213308	Lower Steering Column	1	39	128024	Housing - Ball Pin to Rack	2	
13	150696	Flexible Coupling	1	40	139860	Ball Pin	2	
14	156270	Adaptor - Coupling to Column	1	41	158732	Ball Socket	2	
15	128323	Bolt - Securing Coupling to Adaptor	4	42	120957	Tab Washer	2	
16	130581	Ground Strap	1	43	130031	Shim Ball Pin to Rack .002"	A/R	
17	145377	Universal Joint	1	43	130032	Shim Ball Pin to Rack .010"		
18	306830	Rack & Pinion Assy.	1	44	129963	Adaptor Sleeve - Ball Pin to Rack	2	
19	M667-100	Rack & Pinion Body	1	45	120953	Spring - Ball Pin to Rack	2	
20	128002	Bush - In Rack Tube	1	46	120968	Nut - Lock - Ball Pin to Rack	2	
21	208375	Rack	1	47	RTC2218	Rack Seal Boot Set (Incl. 2 Boots w/Clips)	1	
22	145108	Plug - Nylon - Rack Damping	1	48	QR1549RH	Tie Rod End	2	
23	127997	Lower Pinion Bushing	1	49	139300	Gaiter	2	
24	128000	Lower Thrust Washer	1	50	138869	Gaiter Clip	2	
25	***	Pinion	1	51	YN2910	Nut - Nyloc	2	
25	134688			RH Steering	52	WD6000710	Washer	2
26	UKC4873	Upper Thrust Washer	1	53	128022	Locknut	2	
27	127998	Upper Pinion Bushing	1	54	139386	Rack Mounting Rubber	2	
Not III.	120941	Pinion Shim .005"	A/R	55	156024	Clamp	2	
III.	130902	Pinion Shim .010"		56	133875	Plate	2	

# STEERING

## TR250 & TR6



# STEERING

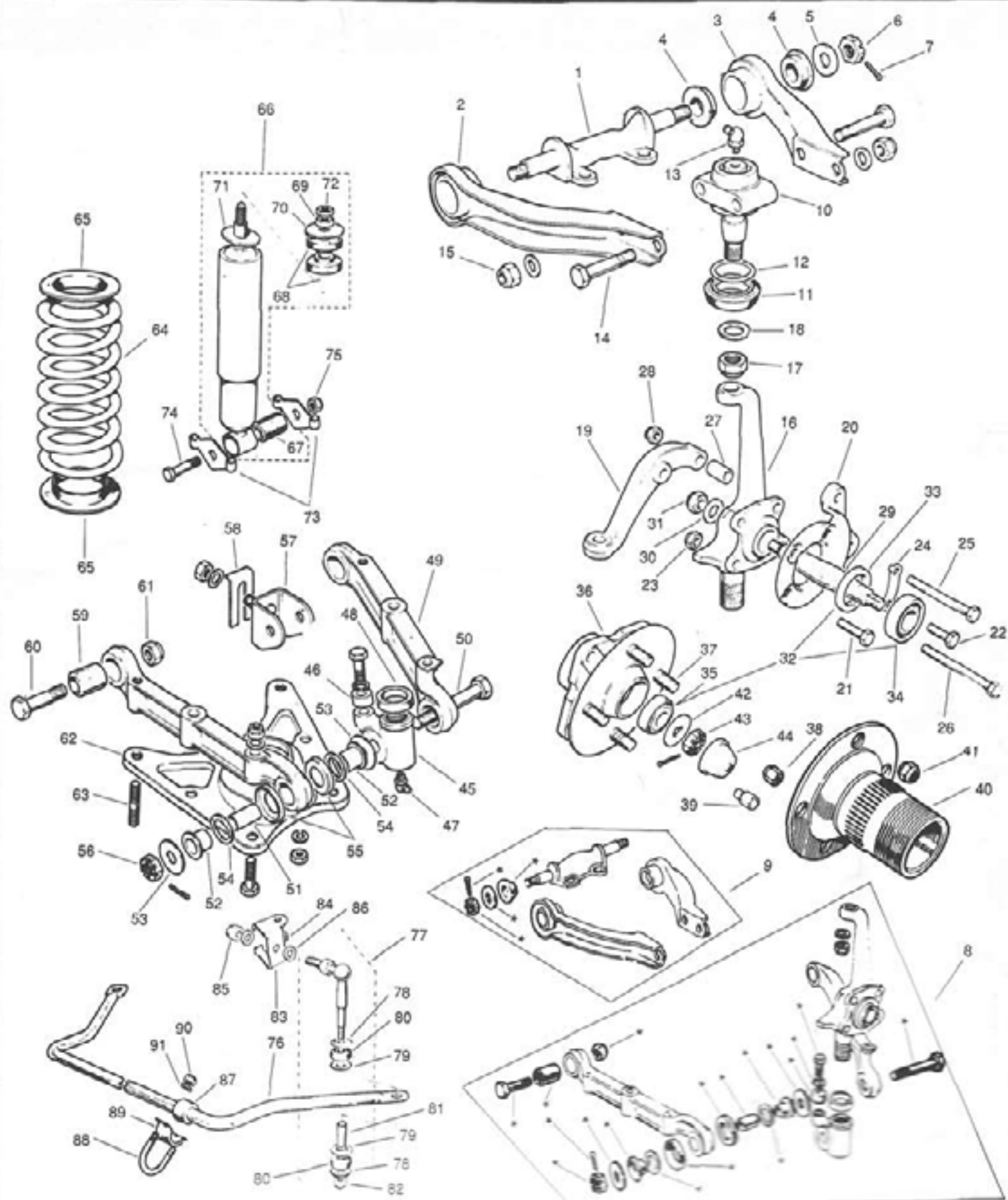
## TR250 & TR6

III. No.	Part No.	Description	Qty.	III. No.	Part No.	Description	Qty.
1*	611618 or 154731	Steering Column Cowl Assy.	1	22	35859	High/Low Beam/Flasher Switch Late (1973-76)	TR6 from c# CF1 on 1
2	209423	Steering Column Bearing	2	23	150380 (Clear Hooter)	Rocker in Dash Lighting Switch (1974-76)	TR6 from c# CF12501 on 1
3	122719	Lower Bearing Washer	1		30731 (Lucas)		
4	122718	End Cap-Steering Column	1	24	216449/1	Steering Lock & Ignition Switch w/2 Keys	TR6 from c# CC50001 to CC85737 TR6 from c# CF1
5	610608	Steering Column Seal (Rubber)	1		UKC2720		
	633679			TR250/6 to c# CC85737 1968-Late 73 TR6 from c# CF1 1974-76			
6	611369	Column Harness Cover	1	25	34680	Ignition Switch-Electrical Switch w/Wires only	TR6 from c# CC50001 to CC85737 TR6 from c# CF1
7	608185	Bracket-Clamp-Lower Column	1		39415		
8	608223	Felt Strip to Support Bracket	1	26	628405	Steering Lock Cover	TR6 to c# CC50000 TR6 from c# CC50001
9	608222	Felt Strip	1		718813		
10	611532	Column Support Tie Rod	1	27	UKC894	Cover to Lock Strap	TR6 to c# CC85737 TR6 from c# CF1
11	611530	Clamp-Column Rear Upper Half	1		627340		
12	609639	Column Clamp Spring	1	28	150277	Horn Push Assy.-Triumph Medallion	TR250/6 to c# CC85737 1
13	611529	Clamp-Column Lower Half	1		29		
14	608188	Felt Strip	1	204741		Clip-(3 Pronged)	Early TR6 1
15	708479	Escutcheon for Turn Signal Switch	1	613766	Clip-(Later Button)	TR6 2	
16	622265	Escutcheon for Light Switch-Non-Overdrive	1	32	142534	Horn Contact Brush	TR250 TR6 1
	621882	Escutcheon for Light & O/D Switch	1		54301565		
17	AD606031	Escutcheon to Cowl Screw	2	33	608462	Slip Ring & Insulator	1
18	FC2803	Nut	2	*Alternative.			
19	611011	Turn Signal Switch Label	1				
	621968		1				
20	611013	Lighting Switch Label	1				
21	54033733	Turn Signal Switch	1				
22	35782	Lighting Switch Master (1968-72)	1				



# SUSPENSION

## TR250 & TR6 FRONT SUSPENSION



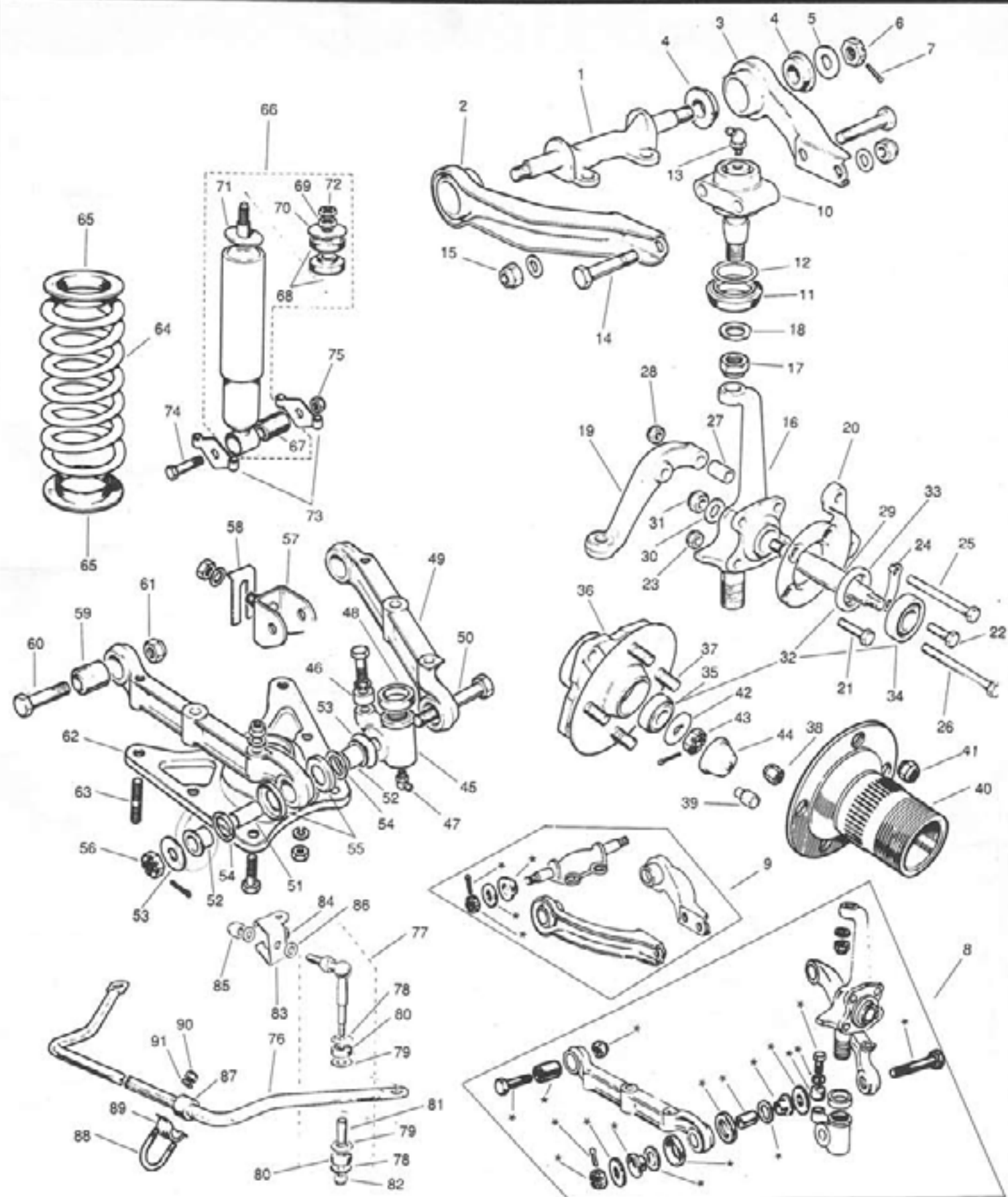
# SUSPENSION

## TR250 & TR6 FRONT SUSPENSION

Ill. No.	Part No.	Description	Qty.	Ill. No.	Part No.	Description	Qty.		
1	200659	Upper Fulcrum Pin-Inner	2	27	107106	Distance Pioco-Mount Plate	4		
2	133504	Front Upper Wishbone Arm-Front	2	28	YN2909	Nut-Nyloc	4		
3	133507	Rear Upper Wishbone Arm-Rear	2	29	115763	Stub Axel	2		
4	102228	Bush-Rubber-Fulcrum Pin to Wishbone	8	30	WP11	Washer-Stub Axel to Link	2		
5	WM69	Washer-Fulcrum Pin to Wishbone	4	31	TN3211	Nut-Nyloc-Axel to Link	2		
6	LN2210	Fulcrum Pin Nut-Slotted	4	32	QWB107C	Bearing Kit** (includes Ill. # 33 & 35)	2		
7	PC10	Pin-Cotter-to Nut	4	33	GHS146	Oil Seal	2		
8	QSK199S	Front Suspension Upper	2	34	GHB111	Inner Bearing & Race	2		
9	QSK200S	Kit* Lower	2	35	GHB110	Outer Bearing & Race	2		
10	QSJ100s	Ball Joint	2		114284	Hub for Disc Wheels (includes Studs)	8		
11	138509	Rubber Gaiter for Ball Joint	2	36	114283	Hub for Wire Wheels (includes Studs)	2		
12	138869	Clip for Rubber Gaiter	2		114282	Stud	Disc Wheels	8	
13	276201	Grease Nipple	2		114281		Wire Wheels	8	
14	112347	Bolt-Ball Joint to Wishbone	4	37	109586	Lug Nut for Disc Wheels	1968-69 TR250/6 to c# CC50000	16	
15	YN2909	Nyloc Nut for Ball Joint Bolt	4	38	114282	Chrome Lug Nut for Disc Wheels	1970-76 TR6 from c# CC50001	16	
16	307215	Verticle Link	RH	1	40	202446	Splined Extension	RH	1
	307216		LH			202447		LH	
17	YN2911	Locknut-Verticle Link	2	41	110366	Extension to Hub Nut (Wire Wheels)	8		
18	WC112081	Washer	2	42	102690	D-Washer	2		
19	307211	Tie Rod Lever	RH	1	43	LN2211	Nut	2	
	307212		LH		44	102689	Dust Cap	2	
20	133499	Plate-Mounting	RH	1	45	142378	Bottom Trunnion	RH	1
	133500	Brake Caliper	LH			142377	Assy.	LH	1
21	118324	Bolt-Mount Plate to Verticle Link	2						
22	SH606065	Bolt-Mount Plate to Verticle Link	2						
23	TN3209	Nut-Nyloc	2						
24	106641	Tab Washer	2						
25	113143	Bolts-Tie Rod Levers &	2						
26	112032	Mounting Plates to Verticle Link	2						

# SUSPENSION

## TR250 & TR6 FRONT SUSPENSION



# SUSPENSION

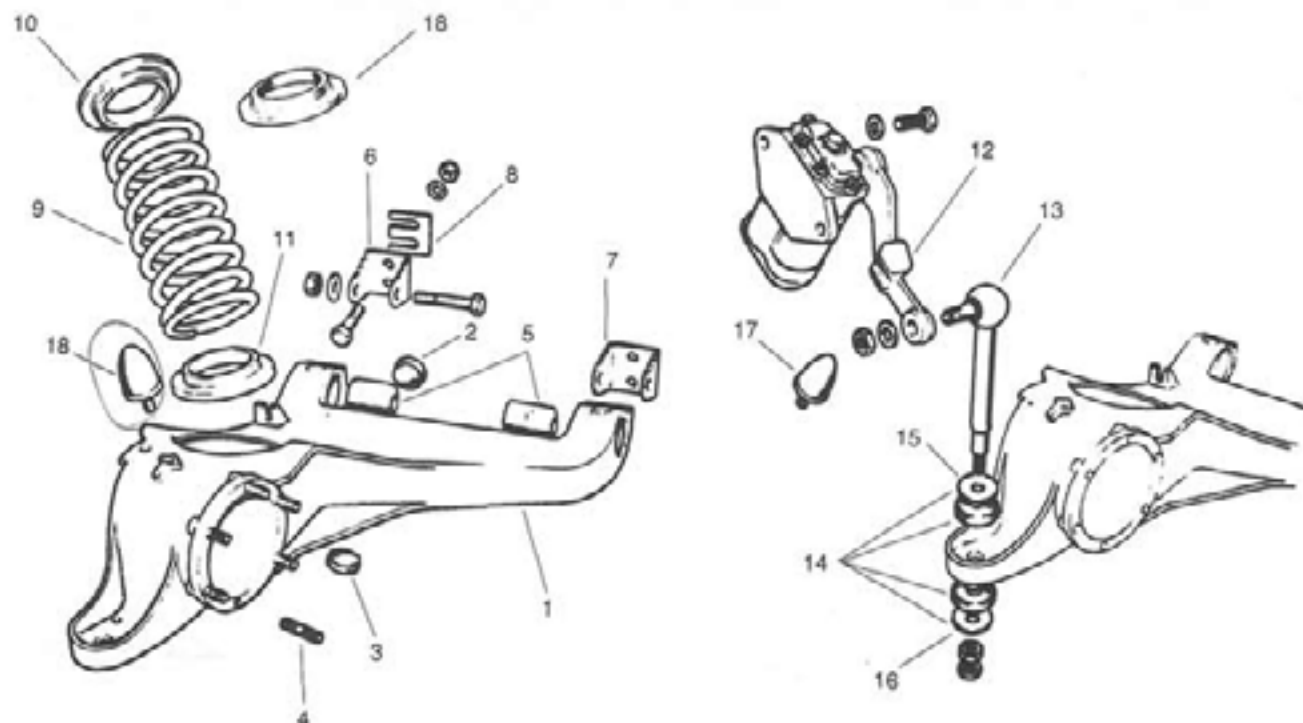
## TR250 & TR6 FRONT SUSPENSION

Ill. No.	Part No.	Description	Qty.	Ill. No.	Part No.	Description	Qty.
46	156111	Steering Lock Stop	2	69	HN2009	Nut-Upper Shock Attachment	2
47	56934	Grease Nipple-Lower Trunion	2	70	140479	Washer	2
48	142402	Trunion to Link Seal	2	71	140416	Washer	2
49	307209	Lower Wishbone	2	72	JN2109	Jam Nut	2
	307210	Arm		73	106843	Bracket-Shock Absorber	4
50	139835	Pivot Bolt	2	74	HB1020	Bolt-Shock to Fulcrum Bracket	2
51	139832	Distance Piece	4	75	TN3210	Nut-Nyloc	2
52	139833	Nylon Bearing	8	76	215647	Anti-Sway Bar TR6***	1
53	142388	Washer-Backing	8	77	152143A	Link-Sway Bar to A-Arm	2
54	142387	Sealing Ring	8	78	517984	Washer	4
55	139834	Water Shield	8	79	517983	Washer	4
56	LN2212	Nut	2	80	517985	Link Bush	4
57	148691	Bracket-Lower Fulcrum-Inner	4	81	517986	Distance Piece	2
58	139727	Shim-Bracket to Chassis	A/R	82	YN2909	Nut-Nyloc	2
59	141481	Inner Wishbone Bushing	4	83	152144	Mounting Bracket to A-Arm	2
60	HB1121	Wishbone to Bracket Bolt	4	84	152145	Packing Piece	2
61	YN2911	Nut-Nyloc	4	85	YN2909	Nut-Nyloc	2
62	140951	Lower Spring Pan Assy.	2	86	WP46	Washer	2
63	143712	Stud-Spring Pan to Wishbone	8	87	123998	Bushing Mounting Sway Bar	2
64	213165	Front Coil Spring (V739.1)****	2	88	139126	U-Bolt	2
65	100751	Rubber Washer-Packing Spring	4	89	123502	Bracket-Mounting Sway Bar	2
66	See Page 103	Front Shock Absorber	2	90	YN2908	Nut-Nyloc	4
67	119450	Lower Mounting	2	91	WP107	Washer	4
		Rubber		Original Shock			
68	142444	Upper Mounting	4				
		Rubber					

\*Repairs both sides. Includes ill#s 4, 48, 50-56, 59  
 \*\*Includes Oil Seal, Inner and Outer Bearings, Cotter Pin & tube of grease  
 \*\*\*This anti-sway bar can also be used for TR250's. You have to drill mounting holes in the radiator protection shield for the U-bolts.  
 \*\*\*\*Rally Road Spring Set. If your car sags under acceleration this will correct most of your problem.

# SUSPENSION

## TR250 & TR6 REAR SUSPENSION



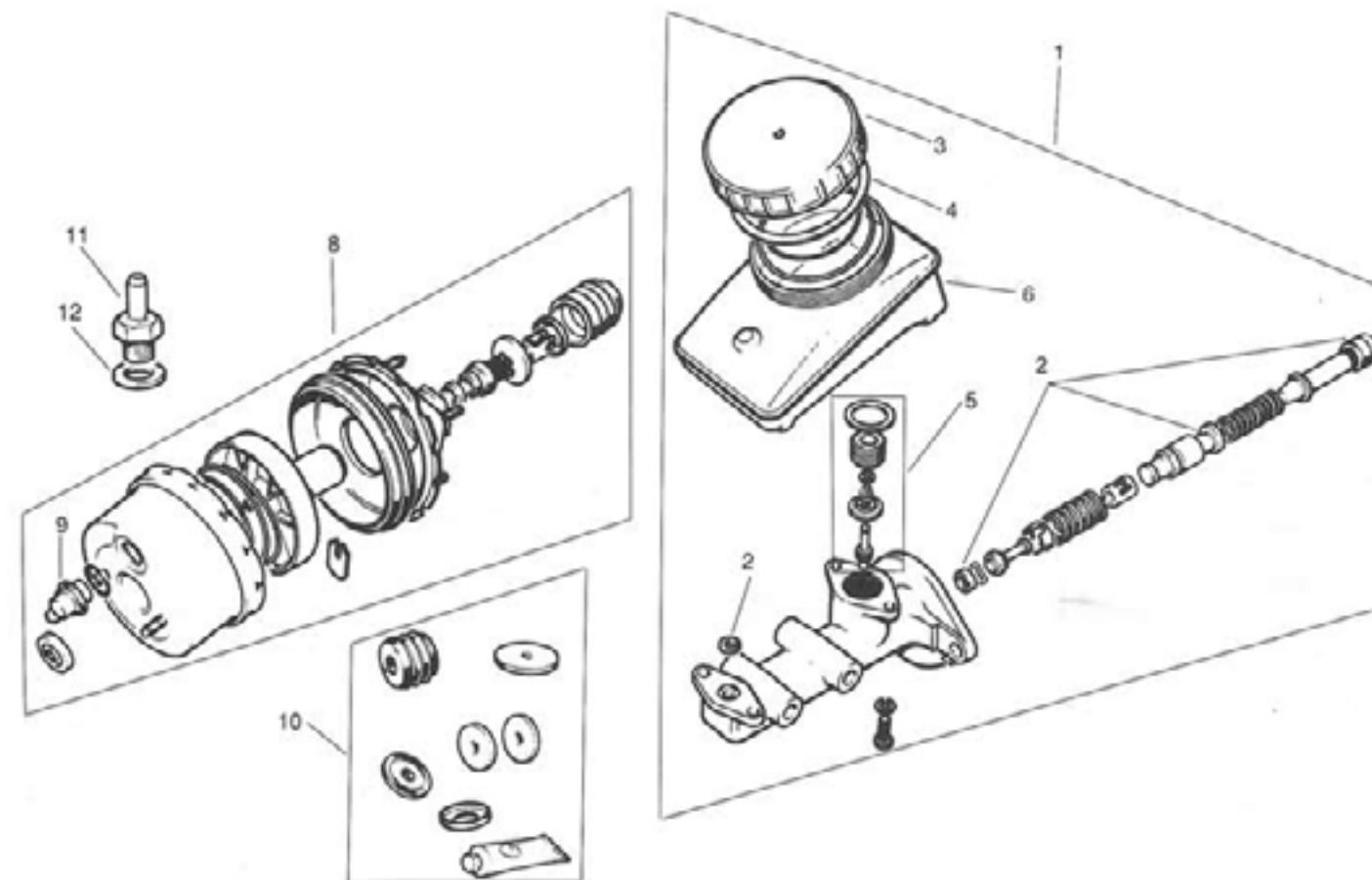
III. No.	Part No.	Description	Qty.	III. No.	Part No.	Description	Qty.
1	308267	Trailing Arm Assy. w/Bushes	1		RH		
	308268			LH			
2	138801	Blanking Plug	4		7/8" Hole		
3	138532	Blanking Plug	4		11/8" Hole		
4	TD812	Stud-Brake Back Plate & Hub Attachment	12				
5	137599	Bush-Trailing Arm Pivots	4				
6	141399	Inner Bracket-Trailing Arm Pivot	2		TR250/6 to c# CC61570		
				TR6 from c# CC61571			
7	141398	Outer Bracket-Trailing Arm Pivot	2		TR250/6 to c# CC61570		
				TR6 from c# CC61571			
8	139363	Shim-Support Bracket to Chassis Frame	A/R				
9	Use 216275 216275	Rear Road Spring (V739)**	2		TR250/6 to c# CC61570		
				TR6 from c# CC61571			
10	138823	Insulator-Rear Road Spring	4				
11	M675-050	Packing Piece*	2		Aluminum		
12	See Page 103	Rear Shock Absorber	1				
13	8706	Shock Link-Trailing Arm to Shock	2				
14	516038	Link Bushing	4				
15	140416	Washer	2				
16	140479	Lower Washer	2				
17	155719	Rebound Rubber for Chassis & Arm	4		TR250/6 to c# CC61570		
18	155719	Rebound Rubber on Chassis	2				
	136758	Rebound Rubber on Arm	2		TR6 from c# CC61571		

\*This is a factory design that corrects excess rear wheel camber due to spring settlement. They should be fitted in pairs, one on each side, between the springs and the lower spring insulators.

\*\*Rally Road Spring Set. If your car sags under acceleration, this will correct most of your problem.

# BRAKES

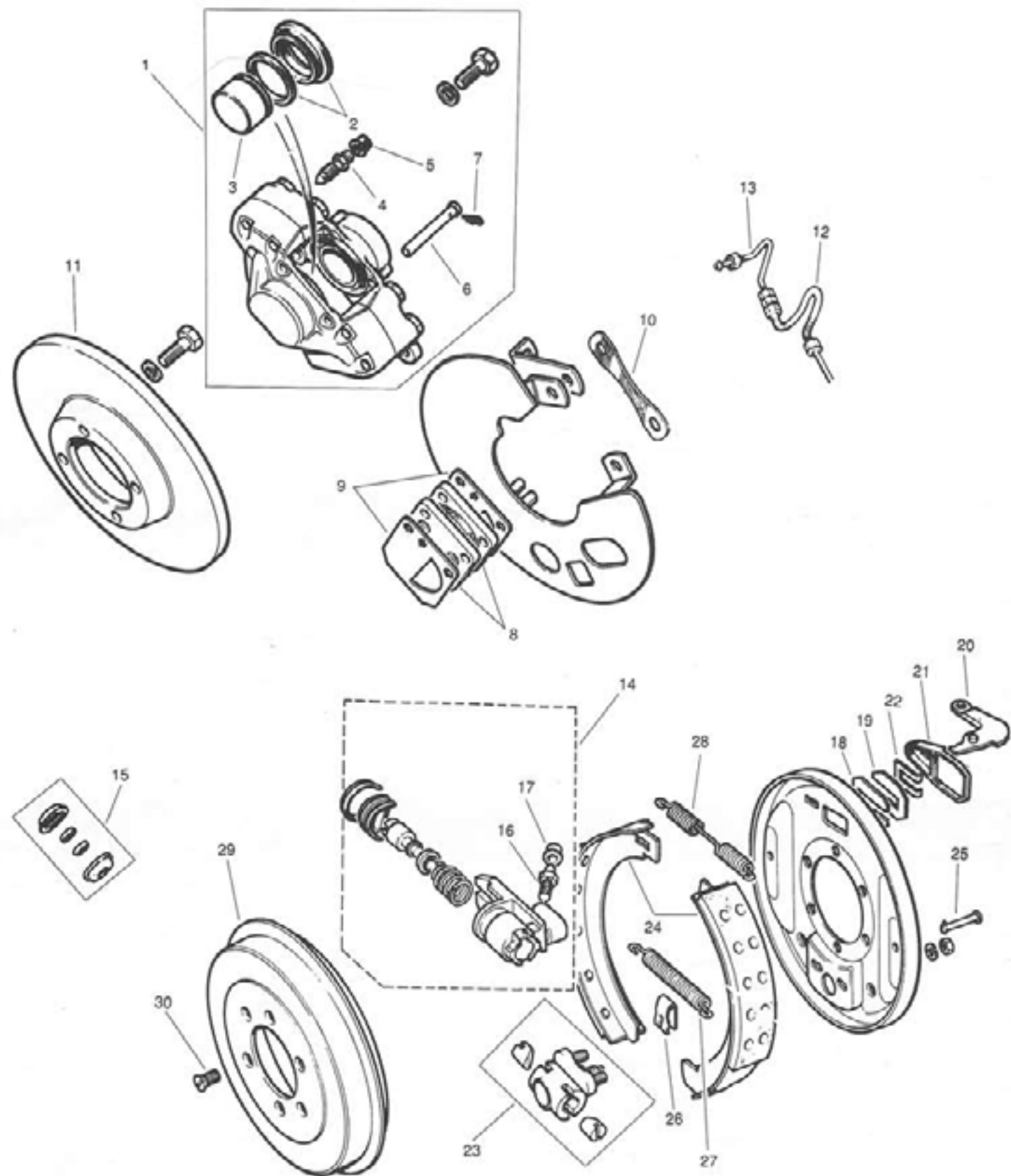
## TR250 & TR6 BRAKE MASTER CYLINDER & SERVO



III. No.	Part No.	Description	Qty.
1	64068822	Master Cylinder Assy.	1
2	214912	Filler Cap	1
3	SP2490	Master Cylinder Repair Kit	1
4	517042	Filler Cap Seal	1
5	517033	Tipping Valve Assy.	1
6	157667	Brake Fluid Reservoir Assembly	1
--	517333	Reservoir Repair Kit	1
8	64049393	Servo Unit Assy.	1
9	516907	Non-Return Valve Assy.	1
10	SP2495	Minor Repair Kit - Diaphragm Not Included	1
11	149487	Adaptor on Manifold	1
12	WF0513	Fibre Washer	1



**TR250 & TR6  
FRONT & REAR BRAKES**

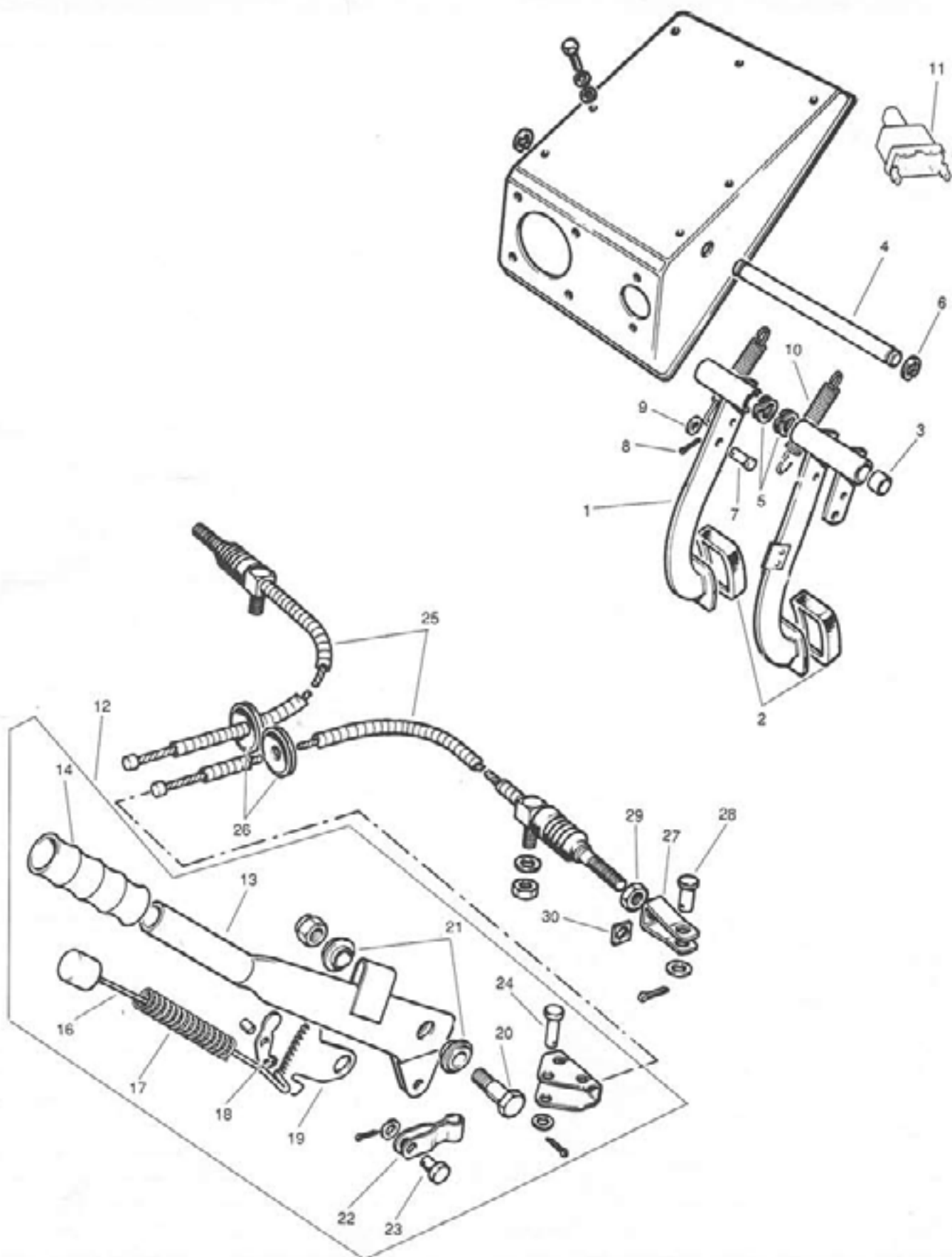


**TR250 & TR6  
FRONT & REAR BRAKES**

Ill No.	Part No.	Description	Qty.
<b>Front Disc Brakes</b>			
1	*	Caliper Assy.	RH Standard Thread TR250/6 to c# CC29929*
	64032289R		LH Standard Thread TR6 from c# CC29930 to CC81078 mid 1969-mid 72
	64032288R		LH Standard Thread TR6 from c# CC29930 to CC81078 mid 1969-mid 72
	64033686		RH Metric Thread TR6 from c# CC81079
2	M2501	Repair **	TR250/6 to c# CC29929
	M2509	Repair Kit	TR6 from c# CC29930
3	64325561	Piston **	TR250/6 to c# CC29929
	64320710	Piston	TR6 from c# CC29930
4	108756	Bleed Screw	TR250/6 to c# CC29929
	521119		TR6 from c# CC29930
5	105676	Bleed Screw Cap	2
6	11368A	Pin for Retaining Pad	TR250/6 to c# CC29929
	521121		TR6 from c# CC29930
7	11369A	Pin to Body Clip	TR250/6 to c# CC29929
	511032		TR6 from c# CC29930
8	CS414S	Brake Pad Set	TR250/6 to c# CC29929
			TR6 from c# CC29930
9	SP2750	Anti-Squeal Shim	TR250/6 to c# CC29929
	UKC951	Anti-Squeal Kit	TR6 from c# CC29930
10	115682	Mounting Shim	A/R
11	08-1629-10	Brake Rotor	2
12	BH112	Front Brake Hose	2
13	141590/141591 R/L	Pipe-Hose to Caliper	Standard Thread TR250/6 to c# CC81078
	309722/309723 R/L		Metric Thread TR6 from c# CC81079 on
<b>Rear Drum Brake</b>			
14	64674185	Rear Wheel Cylinder	2
15	M2093	Repair Kit	(2 Wheels) 2
16	64470444	Bleed Screw	2
17	105676	Bleed Screw Cap	2
18	505091A	Cylinder Retaining Spring	2
19	505092	Wheel Cylinder Retaining Plate	2
20	157872	Hand Brake Lever	2
21	505093A	Hand Brake Lever Dust Boot	2
22	505094	Washer - Retaining Dust Boot	2
23	MPK5	Adjuster Assy.	2
24	BS39	Brake Shoe Set (4 Shoes)	1
25	122505	Shoe Hold Down Pin	4
26	17H4955	Shoe Hold Down Spring	4
27	508817	Spring at Adjuster End	2
28	505081	Spring at Cylinder End	2
29	210578	Brake Drum	2
30	V5435	Screw - Securing Drum to Hub	4
31	BH112	Hose-Flexible- RH	1
	BH131	Hose-Flexible- LH	

\*Original calipers are NLA. Use Part #'s64032289R & 64032288R \*\*Parts listed are for original calipers.

TR250 & TR6  
BRAKE CONTROLS & HAND BRAKE ASSY.



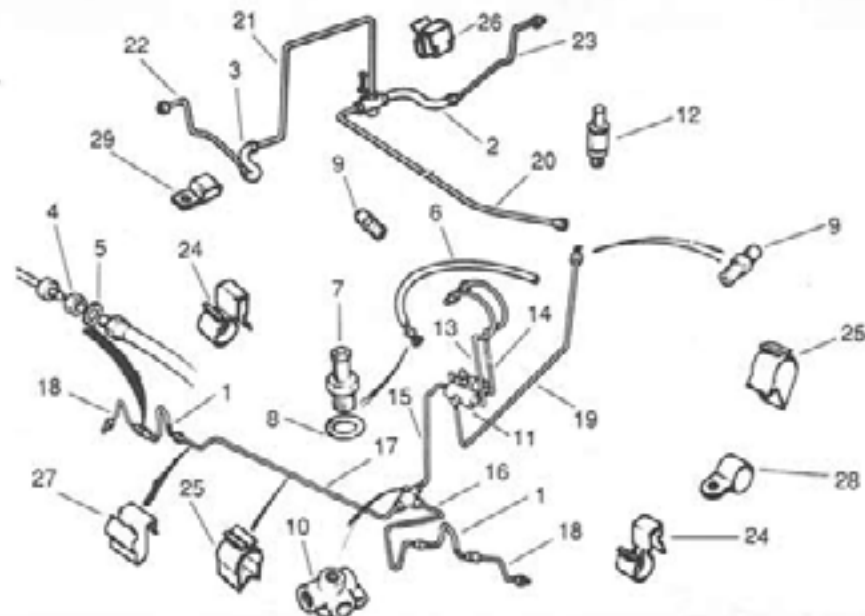
TR250 & TR6  
BRAKE CONTROLS & HAND BRAKE ASSY.

Ill No.	Part No.	Description	Qty.	
<b>Brake Controls</b>				
1	148022	Brake Pedal Assy.	1	
2	122289	Pedal Pad-Rubber-On Brake & Clutch Pedals	2	
3	136611	Pedal Shaft Bushing	2	
4	148017	Pedal Shaft	1	
5	44630	Double Coil Washer - Shaft To Pedal Box	2	
6	506542	Circlip	2	
7	PJ8808	Clevis Pin - Master Cylinder Fork Ends To Pedal	1	
8	PC10	Cotter Pin	1	
9	WP8	Washer	1	
10	57950	Pedal Return Spring	1	
11	34933	Stop Light Switch	1	
<b>Hand Brake Assy.</b>				
12	148078	Hand Brake Assy.	TR250/6 to c# CF50000 1969-75	1
	UKC6905		TR6 from c# CF50001 1976	
13	148080	Hand Brake Lever	1	
14	131312	Molded Grip On Lever	TR250/6 to c#CF50000 1969-75	1
	UKC3918		TR6 from c# CF50001 1976	
15	148082	Rod Assy - Pawl Release	1	
17	104740	Pawl Release Spring	1	
18	104737	Pawl	1	
19	148083	Ratchet Segment Plate	1	
20	142755	Fulcrum Pin	1	
21	142754	Fulcrum Pin Bushing	2	
22	140374	Compensator Link	1	
23	104750	Clevis Pin-Link To Handbrake Assl	1	
24	PJ8713	Clevis Pin-Compensator Sector To Link	1	
25	140373 OR TKC248*	Hand Brake Cable Assembly	2	
26	600395	Grommet - Cable To RearCross Member	2	
27	138247	Fork End	2	
28	PJ8807	Clevis Pin - Fork End To Wheel Cylinder Lever	2	
29	JN2107	Jam Nut - Fork End To Cable	2	
30	QN2707	Square Nut - Fork End To Cable	2	

\*Alternatives.

# BRAKES

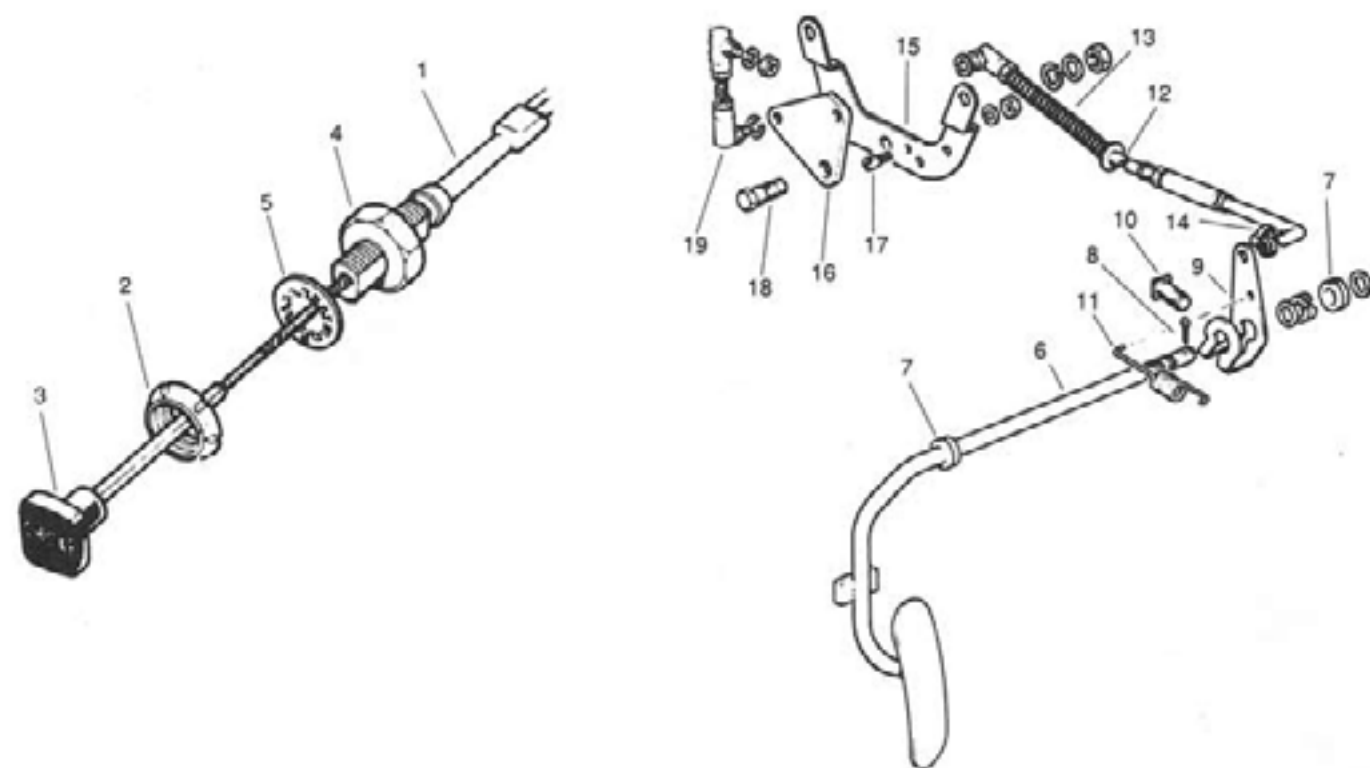
## TR250 & TR6 BRAKE LINES



Ill. No.	Part No.	Description	Qty.	
1	BH112	Flexible Hose-To Front Brake Calipers	2	
2	BH112	Flexible Hose-RH Rear Wheel Cylinder	1	
3	BH131	FlexibleHose-LH Rear Wheel Cylinder	1	
4	JN2109	Nut - Flexible Hose To Brake Pipe	8	
5	WE600061	Shakeproof Washer	8	
6	M182-185	Hose-Servo to Manifold	1	
7	ADU1402	Non-Return Valve Fitted on Manifold	1	
8	WF513	Fibre Washer On Valve	1	
9	374102	Connector - D.E. Union-In-Line	1	
10	BTB657	3-Way Union	2	
11	64677381	Pressure Differential Warning Valve & Switch	1	
12	64677381	Switch - Warning Light	1	
13	309730	Front Pipe-Master Cylinder to Valve	to c# CC81077	1
	309730		from c# CC81078	
14	BPF16	Rear Pipe-Master Cylinder to Valve	to c# CC81077	1
	BPF16		from c# CC81078	
15	BPH14	Pipe-Valve to 3-Way Union - Front	to c# CC81077	1
	BPH14		from c# CC81078	
16	BPD22	Pipe-3-Way Union to RH Front Hose	1	
17	BPD42	Pipe-3-Way Union to LH Front Hose	1	
18	141590/141591 R/L	Pipe-Hose to Caliper Standard Thread	TR250/6 to c# CC81078	1 R/L
	BPD5/309723 R/L	Pipe-Hose to Caliper Metric Thread	TR6 from c# CC81079	1 R/L
19	BPD36	Pipe-Pressure Differential to D.E. Union in Rear	1	
20	BPD50	Rear Pipe-D.E. Union to 3-Way Union in Rear	1	
21	BPD22	Rear Pipe-3-Way Union to RH Hose	1	
22	BPD22	Pipe-Hose to RH Wheel Cylinder	1	
23	BPD18	Pipe-Hose to LH Wheel Cylinder	1	
24	615836	Clip-Pipe to Trailing Arm	A/R	
25	59191	Clip- Pipe to Bulkhead	A/R	
26	618386	Clip-Pipe to Crossmember	A/R	
27	137048	Clip-Pipe to Turret Support	A/R	
28	514048	Clip-Servo Hose to Rocker Cover	1	
29	150969	Clip-Pipe to Chassis	A/R	

# CABLES

## TR250 & TR6 CHOKE CABLE & ACCELERATOR CONTROLS



Ill. No.	Part No.	Description	Qty.	
1	**	Choke Cable	TR250/6 to c# CC85737	1
	UKC2121		TR6 from c# CFI on	
2	146987	Escutcheon	1	
3	725373	Choke Control Knob	1	
4	515789	Locking Nut	1	
5	WF600081	Washer	1	
6	214444	Accelerator Pedal Assy.*	1	
7	138490	Rubber Bearing for Shaft	2	
8	PC10	Shaft Retaining Pin	1	
9	148500	Accelerator Control Lever	1	
10	BQ4811	Bolt - Shaft to Control Lever	1	
11	27645	Pedal Return Spring	TR250/6 to c# CC85737	1
	60274		TR6 from c# CFI on	
12	148497	Adjustable Control Rod	1	
13	131368	Spring	1	
14	606698	Clip- Control Rod to Control Lever	1	
15	UKC1326	Bracket, Support to Bell Crank	TR250/6 to c# CC85737	1
	218410		TR6 from c# CFI on	
16	148960	Bell Crank Lever	1	
17	148972	Adjustable Throttle Stop	1	
18	138482	Shoulder Bolt	1	
19	148496	Control Rod Assy. -Bell Crank to Carburetor	1	

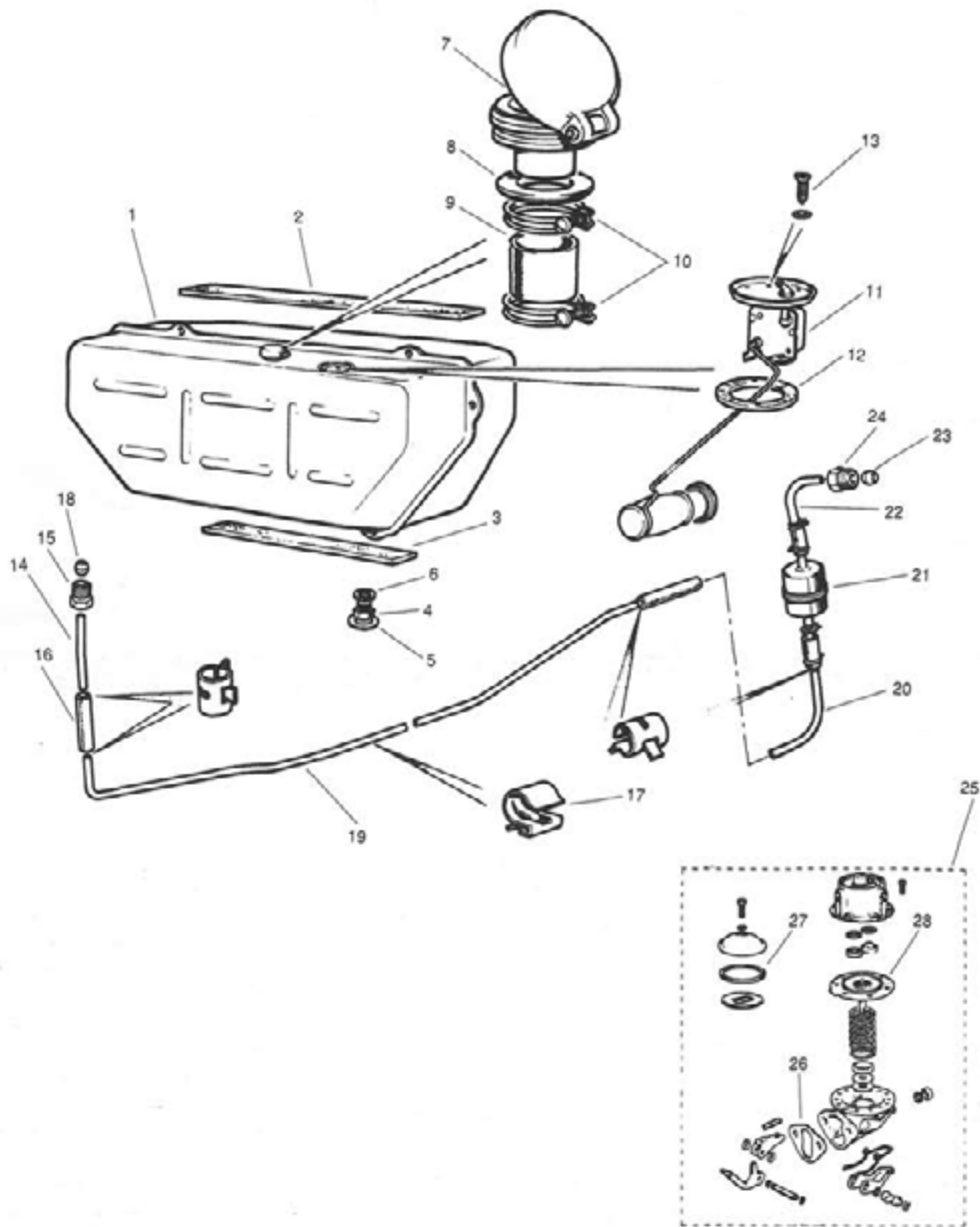
\*TR250/6 accelerator pedals do not require pedal pads. \*\*Late style cable may be used.



# FUEL SYSTEM

TR250 & TR6

## FUEL TANKS, FUEL PUMPS, FUEL LINES & COMPONENTS



# FUEL SYSTEM

TR250 & TR6

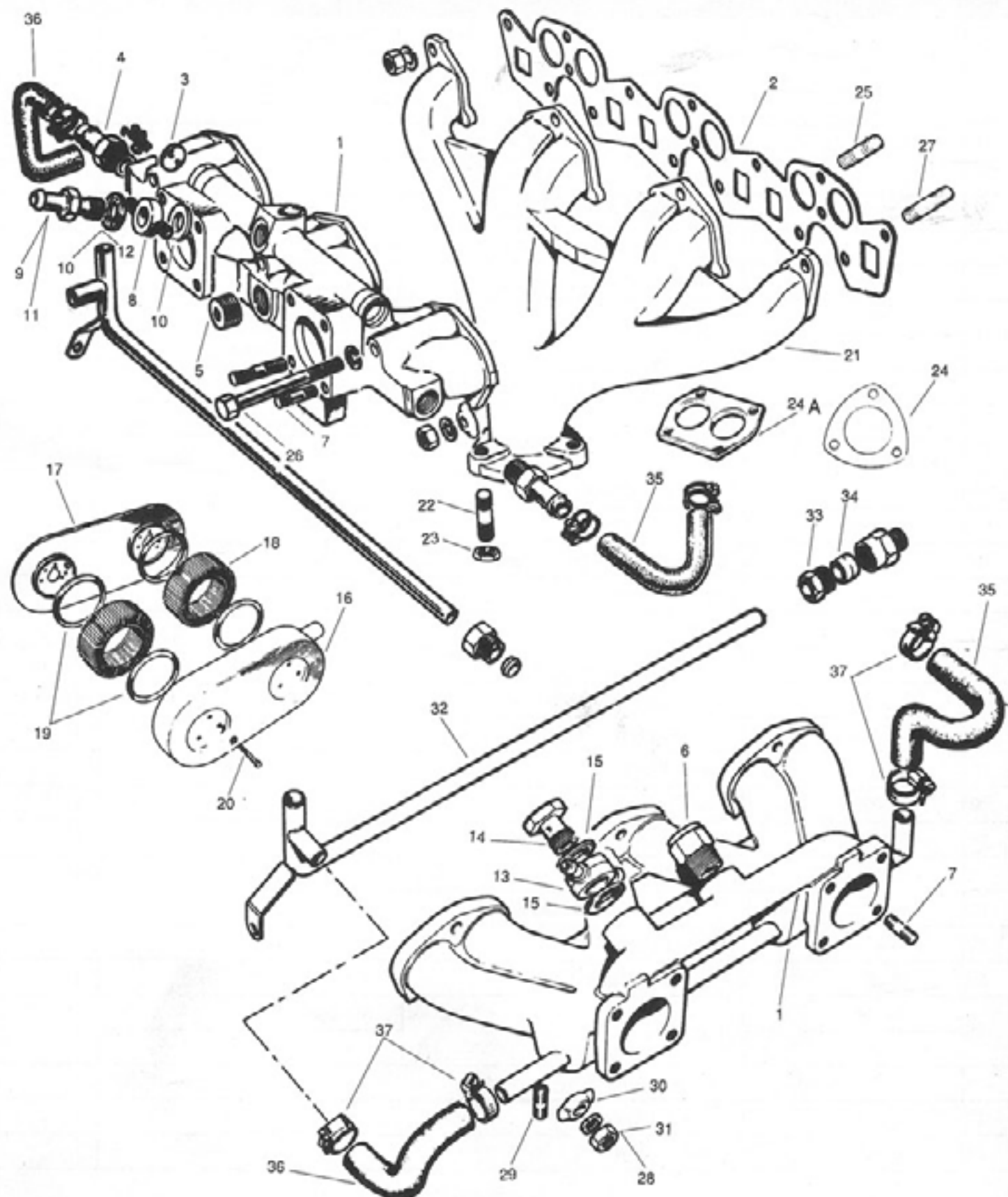
## FUEL TANKS, FUEL PUMPS, FUEL LINES & COMPONENTS

Ill No.	Part No.	Description	Qty.
1	308312	Fuel Tank	TR250/6 to c# CC50000
	311401		TR6 from c# CC50001 to CFI2500
	312353		TR6 from c# CFI2501
2	611972	Top Felt for Tank Mount	1
3	611973	Bottom Felt for Tank Mount	1
4	103222	Drain Plug	1
5	611733	Grommet - Sealing Drain Plug Hole In Floor	2
6	WL0513	Drain Plug Fibre Washer	1
7	714393	Fuel Filler Cap	TR250/6 to c# CFI2500
	725572		TR6 from c# CFI2501 on
8	622683	Grommet - Sealing Filler Cap Housing to Body	1
9	153138	Filler Neck to Tank Hose	TR250/6 to c# CC50000
	650279		TR6 from c# CC50001 on
10	CS4038	Filler Hose Clamp	2
11	214465	Fuel Gauge Sending Unit	1
12	110777	Gasket - Sealing Unit to Tank	1
13	TR6504	Screw - Fixing Unit to Tank	6
14	143846	Tank to Connector Pipe	1
15	60142	Nut - Fixing Pipe to Tank	1
16	115784	Connector Hose on Fuel Feed Pipes	4
17	149765	Clip - Fixing Fuel Pipes to Body	3
18	TL8	Olive - Pipe to Tank	1
19	310725	Intermediate Fuel Feed Pipe	1
20	149637	Pipe - Intermediate Pipe to Fuel Filter	1
21	0986450999	Fuel Filter	1
22	149635	Feed Pipe - Filter to Fuel Pump	1
23	TL8	Olive - Pipe to Pump	1
24	60142	Nut - Fixing Pipe to Pump	1
25	461-183	Fuel Pump	AC Delco Style
	FP32		Replacement Type
26	139791	Gasket - Pump to Engine Block	1
27	17H301	Gasket-Cover	1
28	501005	Diaphragm	1

# FUEL SYSTEM

TR250 & TR6

## INTAKE MANIFOLDS & COMPONENTS



# FUEL SYSTEM


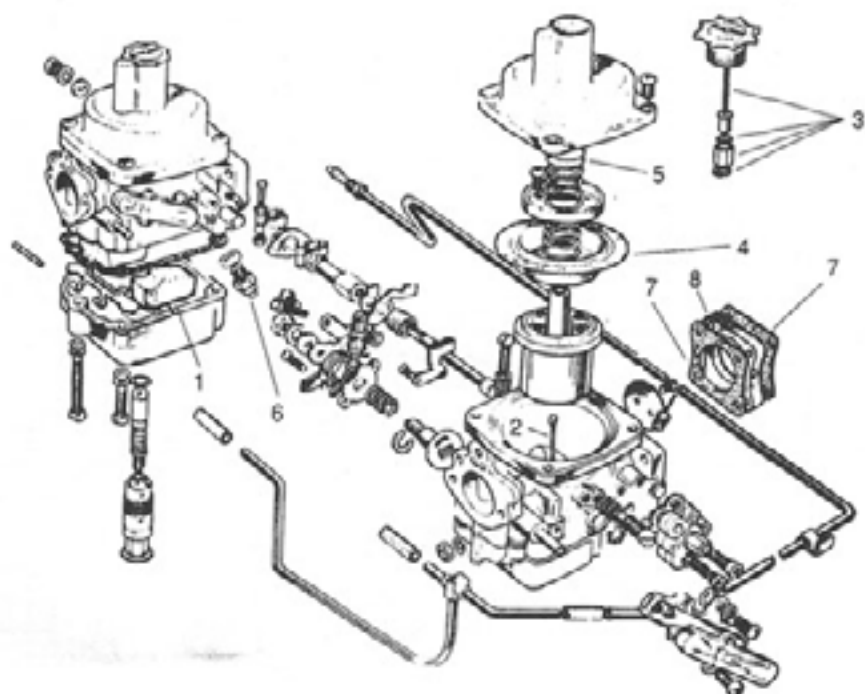
TR250 & TR6

## INTAKE MANIFOLDS & COMPONENTS

Ill No.	Part No.	Description	Qty.
1	308088	Inlet Manifold	TR250/6 to e# CC50000E
	311378		TR6 from e# CC50001E to CC75000E
	312187		TR6 from e# CC75001E to CF35000E
	TKC1100		TR6 from e# CF35001E on
2	TJA511	Manifold to Head Gasket	TR250/6 to e# CC75000E
	TJA510		TR6 from e# CC75001E on
3	46172	Inlet Manifold Core Plug	TR250/6 to e# CC75000E
4	138810	Adaptor for Manifold Hoses	TR250/6 to e# CC75000E
5	116516	Core Plug	TR250/6 to e# CC75000E
6	UKC2313	Plug	TR6 from e# CC75001E on
7	115696	Stud	
8	149362	Banjo Connector	
9	149360	Banjo Bolt/Adaptor	TR250/6 to e# CC50000E
10	WF513	Fibre Washer	
11	144373	Brake Servo Adaptor	TR6 from e# CC50001E to CFIUE
12	WF513	Fibre Washer	
13	UKC3578	Banjo	TR6 from e# CFIUE to CF35000E
	159092	Banjo	TR6 from e# CF35001E on
14	148515	Banjo Bolt	TR6 from e# CFIUE to CF35000E
15	WF524	Fibre Washer	
16	214468	Air Cleaner Cover	TR250/6 to e# CC50000E
	218044		TR6 from e# CC50001E to CF75000
	157735		TR6 from e# CF75001E on
17	214466	Air Cleaner Backplate	TR250/6 to e# CC50000E
	216489		TR6 from e# CC50001E to CC67483
	217499		TR6 from e# CC67484 on
18	F8260	Element (Lucas) - Alternative GFE1020 (Unipart)	
19	148599	Element to Cover & Backplate Seal	
20	HB868	Air Cleaner to Carb. Bolt	
21	308290	Exhaust Manifold	TR250/6 to e# CC75000E
	Use RKC1729		TR6 from e# CC75001E to CF35000E
	RKC1729		TR6 from e# CF35001E on
22	115696	Stud - Ex. Manifold to Front Pipe	A/R
23	108951	Brass Nut - Front Pipe To Ex. Flange	A/R
24	JE337	Exhaust Flange Gasket	TR250/6 to e# CC75000E
24A	GEG724		TR6 from e# CF75001E on
25	105124	Exhaust Manifold Upper Stud	
26	BH605281	Intake Manifold Bolt	TR250/6 to e# CC75000E
27	111458	Intake Manifold Stud	TR6 from e# CC75001E on
28	100498	Intake Manifold Nut	
29	132873	Stud for Manifold Clamps	
30	58258	Clamp	
31	100498	Brass Nut	
32	214405	Manifold to Waterpump Pipe	
33	101302	Nut	
34	TL0011	Sleeve	
35	154149	Water Inlet Hose	TR250/6 to e# CC75000E
	157688		TR6 from e# CC75001E
36	157689	Water Outlet Hose	TR250/6 to CF35000
	UYKC253		TR6 from CF35001 on
37	CS4012	Water Hose Clamp	

# FUEL SYSTEM

## TR250 & TR6 CARBURETTORS & COMPONENTS



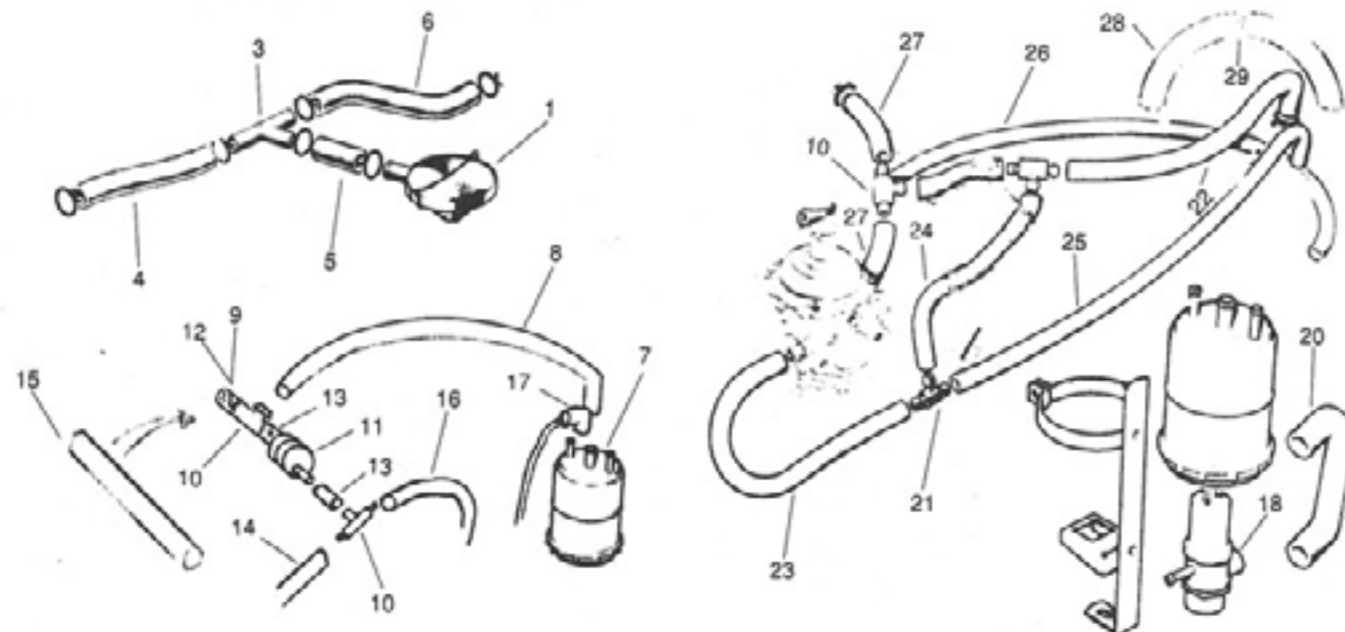
Ill No.	Part No.	Description	Qty.
<b>Zenith Stromberg Carburettor 175CD Model</b>			
1	B19470	Float	2
2	131-B1AF	Metering Needle	2
3	131-8043	Damper Assy.	1969-74
	B20044		1974-76
4	8002	Diaphragm	2
5	B18277	Piston Return Spring	2
6	131-8011	Float Chamber Needle & Seat	1969-73
	131-8011	Alternative Part-Grose Jet #EZ401	1974-76
7	148035	Gasket-Carb. to Inlet Manifold	4
8	148036	Insulator-Carb. to Inlet Manifold	2
9	C28721	Gasket-Carb. to Air Cleaner Housing	2
10	0006	Stromberg Carb. Needle Adjusting Tool	1
1	EZ401	Gross-Jet*	2
12	ZE15K	Carburettor Repair Kit**	2

\*Two balls replace old style needle & seat. Stops flooding forever & never needs replacement.

\*\*Includes all gaskets, seals, 'O' rings, diaphragm and float chamber needle & seat.

# EMISSION CONTROL

## TR250 & TR6 BREATHER DETAILS

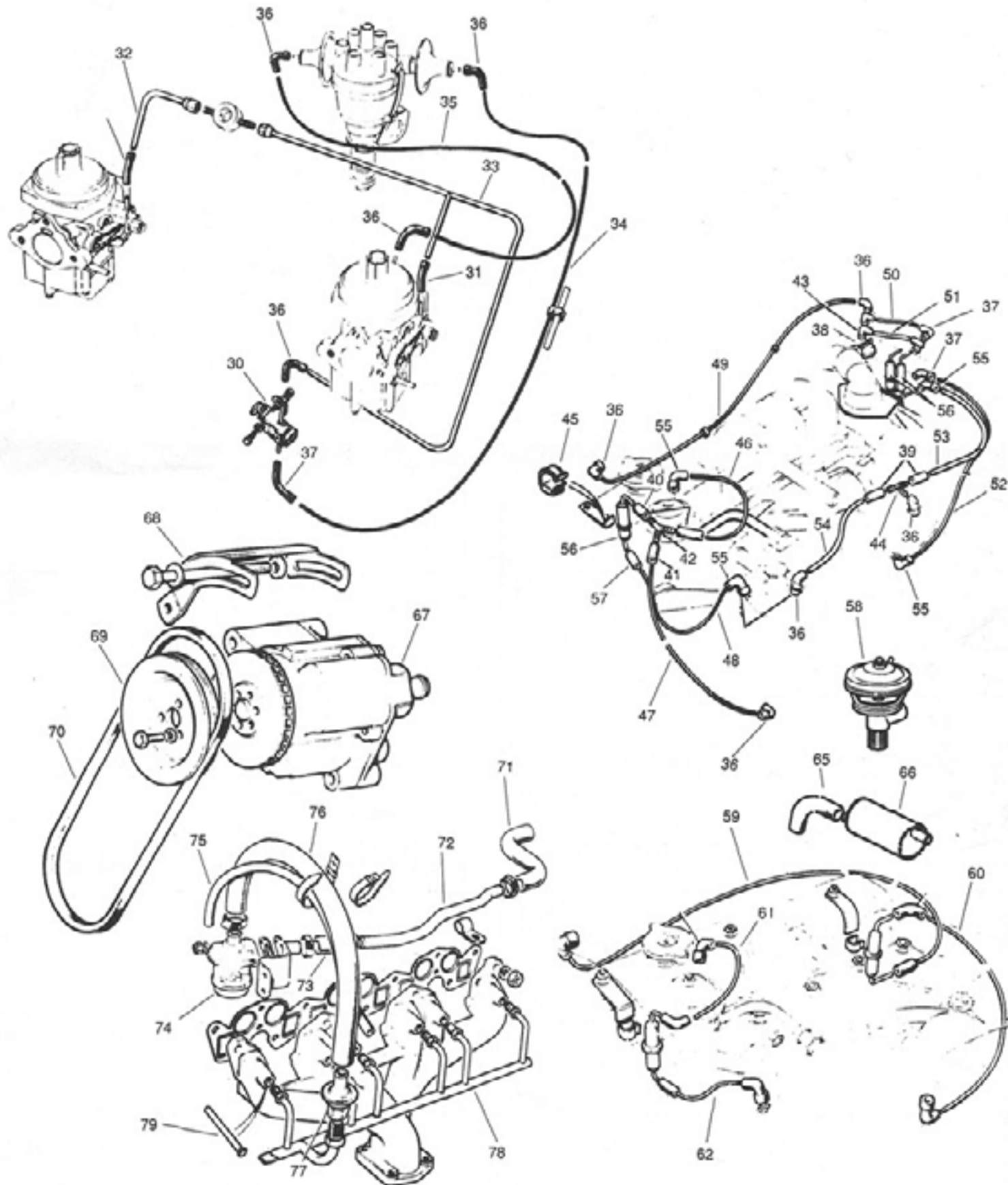


Ill No.	Part No.	Description	Qty.	Ill No.	Part No.	Description	Qty.
1	147119	PCV Valve	TR250/6 to e# CC50000E	16	154213	Hose-T-Piece to Front Carb.	from e# CC50001E to CC65347E
--	517582	Diaphragm Kit	1968-69		154217		from e# CC65348E to CC85737
3	149154	"T" Piece	1	17	M379-160	Connector-Cannister to Vapor Line	from e# CC50001E to CC85737
4	149158	Hose-"T" Piece to Air Cleaner	1				
5	149157	Hose-"T" Piece to Valve	1	18	76568	Anti Run-On Valve	1
6	149153	Hose-"T" Piece to Rocker Cover	1				
7	TKC1331	Carbon Cannister*	TR6 from e# CC50001E on	--	154209	Vapor Line Restrictor	1
1	M379-580	Flame Trap	from e# CC50001E to CC65347E	20	159813	Hose-Valve to Cannister	1
8	154218	Hose-T-piece to Cannister	from e# CC50001E to CC85737	21	155645A	"T" Piece-Vent Hose	1
9	154215	Hose-T-Piece to Rocker Cover	from e# CC50001E to CC65347E	23	149614	Hose-Rear Carb. to T-Piece	TR6 from e# CFIUE on 1973 on
10	154211	"T" Piece	from e# CC50001E on	24	149608	Hose-Front Carb. to T-Piece	1
12	154213	Hose to Rocker Cover	from CC65348E to CC75000E	25	149609	Hose-T-Piece to Cannister	1
	154219		from e# CC75001E to CC85737	27	154215	Breather Hose	3
13	154213	Hose-T-Piece to Breather	from e# CC50001E to CC65347E	26	159883	Hose-Manifold to Cannister	1
14	154213	Hose-T-Piece to Rear Carb.	from e# CC65348E to CC85737	22	157767	Hose-T-Piece to Cannister	1
	154216		from e# CC65348E to CC85737	28	115784	Hose-Vapor Return	2
15	154217	T-Piece to T-Piece	from e# CC65348E to CC85737E	29	158526	Restrictor	1



# EMISSION CONTROL

TR250 & TR6



# EMISSION CONTROL

TR250 & TR6  
AIR PUMP & VACUUM DETAILS

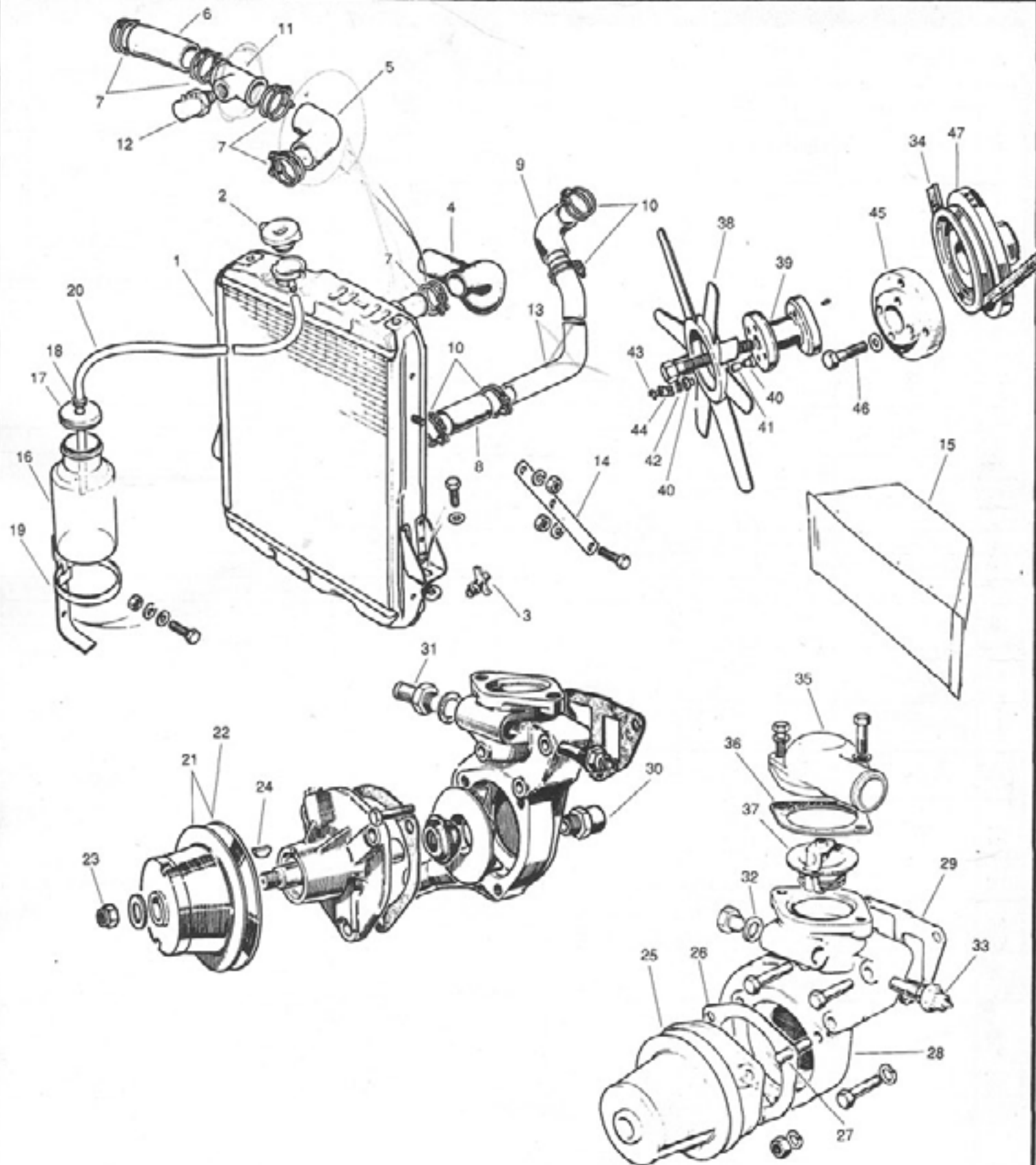
Ill No.	Part No.	Description	Qty.	Ill No.	Part No.	Description	Qty.
30	148400	Vacuum Control Valve	1	58	TKC284	EGR Valve	1
31	149381	Elbow Connector	2	59	UKC2114	Vacuum Line-Vacuum Advance	1
32	149312	Pipe Assy.-Manifold to Rear Carb.	1	60	UKC2111	Vacuum Line-Fuel Trap to Front Carb.	1
33	149311	Pipe Assy.-Manifold to Front Carb.	1	61	151105	Vacuum Line-Fuel Trap to EGR Valve	1
34	151103	Retard Vacuum Line	1	62	UKC2116	Vacuum Line-Fuel Trap to Rear Carb.	1
35	138887	Advance Vacuum Line	1	65	UKC2848	Elbow Connector	1
36	128262	Elbow Connector	A/R	66	156511	Vapor Separator	1
37	149380	Elbow Connector	A/R	67	RKC0741	Air Pump	1
38	C37430	Thermostatic Vacuum Valve	1	68	UKC5312	Mounting Bracket	1
39	UKC1905	Straight Connector	2	69	UKC5159	Pulley	1
40	13121	Straight Connector	2	70	TKC2166	Drive Belt	1
41	117400	Straight Connector	1	71	UKC5321	Hose	1
42	UKC2668	"Y" Connector	1	72	UKC5319	Pipe	1
43	UKC2188	Elbow Connector	1	73	UKC5322	Hose	1
44	UKC2130	"T" Connector	1	74	TKC1234	Diverter Valve	1
45	156712	Clip	1	75	UKC3496	Hose	1
46	UKC2115	Vacuum Line-"Y" to EGR Valve	1	76	UKC5320	Hose	1
47	UKC2615	Vacuum Line-"Y" to Decell. Valve	1	77	UKC2643	Check Valve	1
48	UKC2109	Vacuum Line-Fuel Trap to Rear Carb.	1	78	TKC2159	Air Injection Manifold	1
49	151103	Vacuum Line-Vacuum Advance	1	79	UKC5087	Injection Tube	6
50	UKC2115	Vacuum Line-Valve to Fuel Trap	1				
51	215921	Vacuum Line-Valve to Fuel Trap	1				
52	215936	Vacuum Line-Fuel Trap to Front Carb.	1				
53	215934	Vacuum Line-Fuel Trap to Connector	1				
54	215936	Vacuum Line-Connector to Rear Carb.	1				
55	152184	Elbow Connector	6/3				
56	156607	Fuel Trap	3/2				
57	156608	Straight Connector					

\*1970-72 Cannisters had 2 connections on top, which is NLA. Use this 3 connector cannister with cap # ADU1354 to seal the connector not used.

# COOLING SYSTEM

TR250 & TR6

RADIATORS, HOSES, FAN BELTS, WATERPUMPS, FAN SENSORS,



# COOLING SYSTEM

TR250 & TR6

RADIATOR, HOSES, FAN BELTS, WATERPUMPS, FAN SENSORS, ECT.

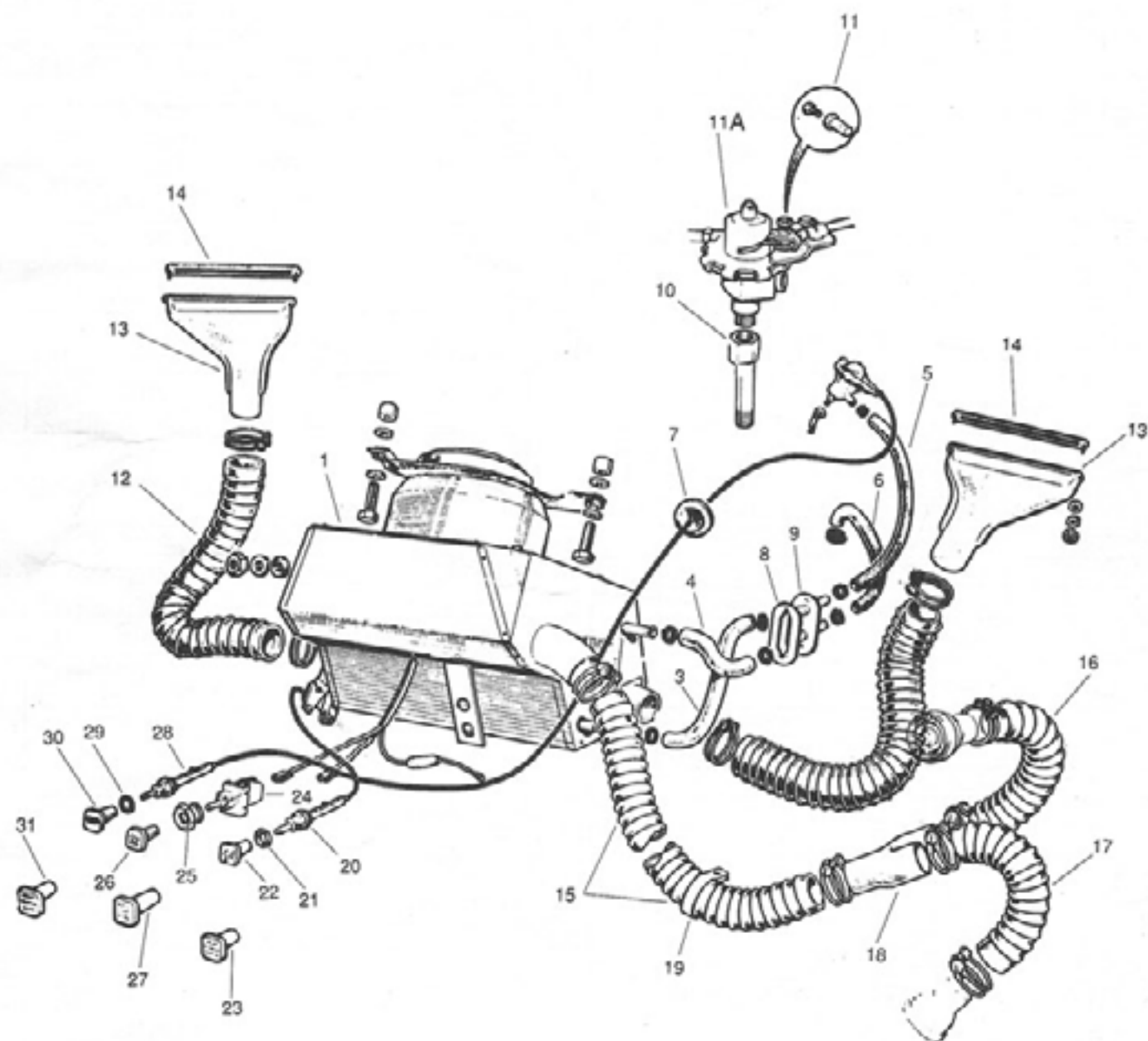
Ill. No.	Part No.	Description	Qty	Ill. No.	Part No.	Description	Qty		
1	307782	Radiator	1	26	138701	Gasket- Waterpump to Housing	1		
	308850				TR6 to c# CC75000	27	TE605105	Stud-Waterpump to Housing	3
	137742				TR6 from c# CC75001 to CF35000	28	307095	Waterpump Housing	1
	UKC5529				TR6 from c# CF35001 on	29	138792	Gasket- W/P Housing to Head	1
2	GRC112	Filler Cap	1	30	101343	Adaptor- Housing to Return Pipe	1		
	GRC114			TR250/6 to c# CF35000 TR6 from c# CF35001 on	31	138530	Hose Adaptor-Housing to Manifold	1	
3	132565	Drain Tap	1	32	WF513	Fibre washer	1		
4	GZA971	Top Hose	1	33	MTS142	Temperature	TR250	1	
	UKC5238				TR6 from c# CF35001 on	MTS140	Sending Unit	TR6	
5	158290	Top Hose (Elbow)	1	34	GFB11068	Fan Belt (3/8" W)*	TR250/6 to e# CC80027E	1	
6	158289	Top Hose (Short)	1		GCB10950	Fan Belt (1/2" W)*	TR6 from e# CC80028E to CF35000E		
7	CS4024	Hose Clamp for Upper Hoses	2/4	35	134681	Water Outlet Elbow	TR250/6 to e# CC62888E	1	
							156333		TR6 from e# CC62889E
8	GRH392	Lower Hose -Pipe to Radiator	1	36	GTG103	Elbow Gasket	1		
9	GRH393	Lower Hose-Pipe to Engine	1		GTS104	Thermostat 180°	Standard	1	
10	CS4024	Hose Clamp for Lower Hoses	4		GTS102	Thermostat 165°	Low Temp.		
11	158308	Adaptor	1	GTS106	Thermostat 190°	High Temp.			
	C37430	Vacuum Valve	1	308353	Fan (8 Blade)	TR250	1		
12	158417/SS	Steel Water Pipe	1	311868	Fan (7 Blade- Plastic)- Yellow	TR6 to e# CC75000E			
13	147574	Radiator Support Strap	2	312301	Fan (13 Blade- Plastic)-Red	TR6 from CC75001E on			
14	910441	Air Intake Cowl	1	39	148831	Fan Extension	All Models	1	
15	137632	Coolant Overflow Bottle	1	40	108496	Bushing	TR250/6 to e# CC75000E	8	
16	137743	Cap on Bottle	1	41	108499	Sleeve		4	
17	616925	Grommet	1	41	108495	Washer		4	
18	713544	Overflow Bottle Support Bracket	1	43	BH605101	Bolt		4	
19	UKC5529	Overflow Pipe - Radiator to Bottle	1	44	107857	Tab Washer	2		
20	QCP749	Waterpump & Pulley (3/8")*	1	47	214479	Pulley & Damper* (Single Row)	TR250	1	
21	133239	Pulley (3/8")*	1		214878	Pulley & Damper* (3/8" Groove)	TR250/6 to e# CC80027E		
22	TN3208	Nut	1		217371	Pulley & Damper* (1/2" Groove)	TR6 from e# CC80028E		
23	RW420	Woodruff Key	1						
24	QCP2050	Waterpump & Pulley* (1/2" Groove)	1						

\*Please measure the width of your old fan belt or pulley groove before you order the part.

# HEATING SYSTEM

TR250 & TR6

## HEATER ASSY. & COMPONENTS



# HEATING SYSTEM

TR250 & TR6

## HEATER ASSY. & COMPONENTS

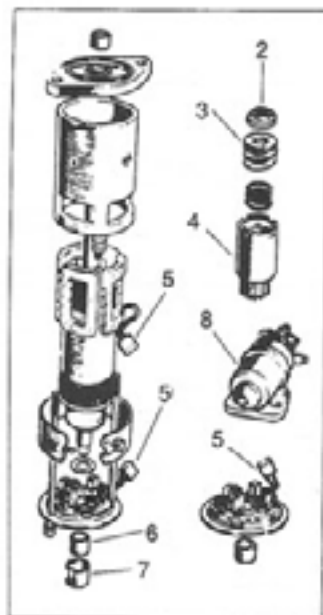
Ill. No.	Part No.	Description	Qty.	
1	812301	Heater Assy.	1	
Not Ill.	FHM1201/01	Heater Blower Motor	1	
3	623284	Water Inlet Hose	1	
4	GRH814	Water Outlet Hose	1	
5	GZA1336	Hose-Firewall to Head	1	
6	627310	Hose-Firewall to Water Valve	1	
7	600395	Grommet-Heater Cable Thru Bulkhead	1	
8	611040	Pad-Sealing Connector Pipe to Bulkhead	1	
9	611043	Connector Pipe Thru Bulkhead	1	
10	148435	Water Valve Adaptor	1	
1	12G1482	Pin (Trunnion)	Lock Screw 53K1016	2
11A	565755	Heater Valve	1	
12	602638	Demister Hose	RH	1
	GHH150/18		LH	
13	806741	Demister Duct Under Dash	RH	1
	806740		LH	
14	610181	Demister Outlet On Dash	2	
15	715031	Air Hose - Heater to Y-Piece	RH	1
	715034		LH	
16	715032	Air Hose-Y-Piece to Fascia Louvre	2	
17	715033	Air Hose-Y-Piece to Footwell Louvre	2	
18	622138	Y-Piece	2	
19	622151	Ring Clamp - Securing Hose on Drivers Side	1	
20	622362	Air Distributor Control Cable	1	
21	566047	Bezel	1	
22	712909	Air Control Knob - Push/Pull	TR250/6 to b# 75000CC	1
23	725370		TR6 from b# 75001CC on	
24	31788	Heater Fan Switch	1	
25	609795	Bezel	1	
26	712911	Heater Fan Switch Knob	TR250/6 to b# 75000CC	1
27	725371		TR6 from b# 75001CC on	
28	622361	Heater Control Cable	1	
29	566047	Bezel	1	
30	712903	Heat Control Knob - Push/Pull	TR250/6 to b# 75000CC	1
31	725372		TR6 from b# 75001CC on	



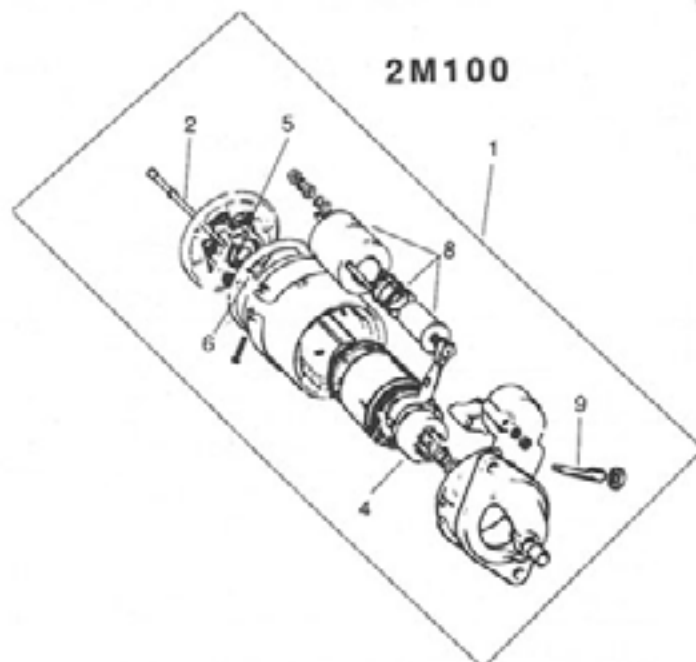
# ELECTRICAL

## TR250 & TR6 STARTERS

M35J



2M100



Ill. No.	Part No.	Description	Qty.
<b>Starter Motor TR250 &amp; TR6</b>			
1	S2116	Starter	2M100
	S3512		M35J
2	54246978	Through Bolt Kit	2M100
	TLB193	Cup (Retaining Pinion)	M35J
3	TLB168	Main Spring	M35J
4	TLB111	Pinion & Barrel Assy.	M35J
	TNB142		2M100
5	TAB124	Brush Kit	2M100
	TAB117		M35J
6	54245645	Commutator End Bracket Kit	2M100
	54243579		M35J
6	60600233	Commutator End Bush Kit	2M100
	TCB117		M35J
7	54644302	Shaft End Cap Assy.	M35J
8	SRB325	Solenoid	M35J
	76875		2M100
9	W10	Pivot Bolt	2M100


NOTE: The Lucas rebuilt is a replacement for both types of starters fitted to TR250 & TR6 vehicles.

NOTE: Two starters were fitted to the TR250 (#25022 & #25079-B). Please refer to your starter and use the correct corresponding part# when placing an order.

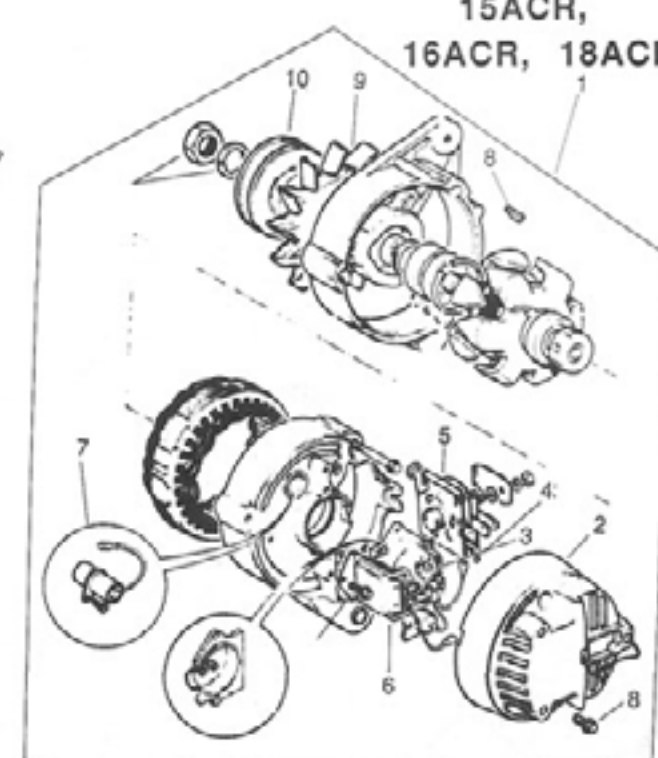
# ELECTRICAL

## TR250 & TR6 ALTERNATORS

15AC



15ACR,  
16ACR, 18ACR



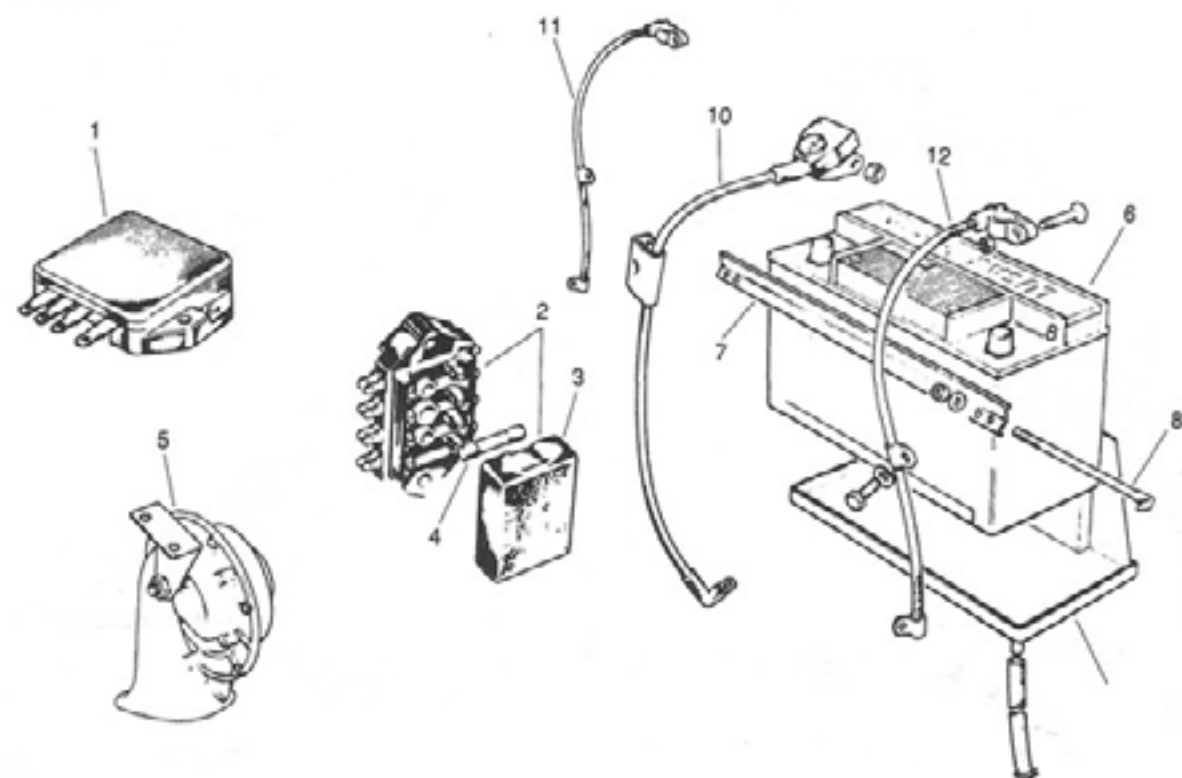
Ill. No.	Part No.	Description	Qty.
1	A1611	Alternator-Rebuilt	15AC
	A1511		15ACR
	A1611		16ACR Replaced by 15AC
	A1811		18ACR (23807)
2	54218213	Terminal End Cover	15AC
	54200722		15ACR, 16ACR, 18ACR
3	54219477	Brush Box	15AC
	54200439		15ACR, 16ACR, 18ACR
4	ULB108	Brush Set	15AC
	ULB110		15ACR, 16ACR, 18ACR
5	UBB108	Rectifier	15AC
	UBB110		15ACR, 16ACR, 18ACR
6	UCB100	Regulator*** (Internal)	15ACR, 16ACR
	UCB104		18ACR
7	UZB100	Suppression Capacitor	All except 15AC
8	517237	Sundry Parts Kit	1
9	54202055	Fan	1969-75
	54201206		1976
10	54202785	Pulley**	1

\*3 terminal alternator. If converting from 5 terminal see diagram.

\*\*Please measure your old pulley groove before ordering.

# ELECTRICAL

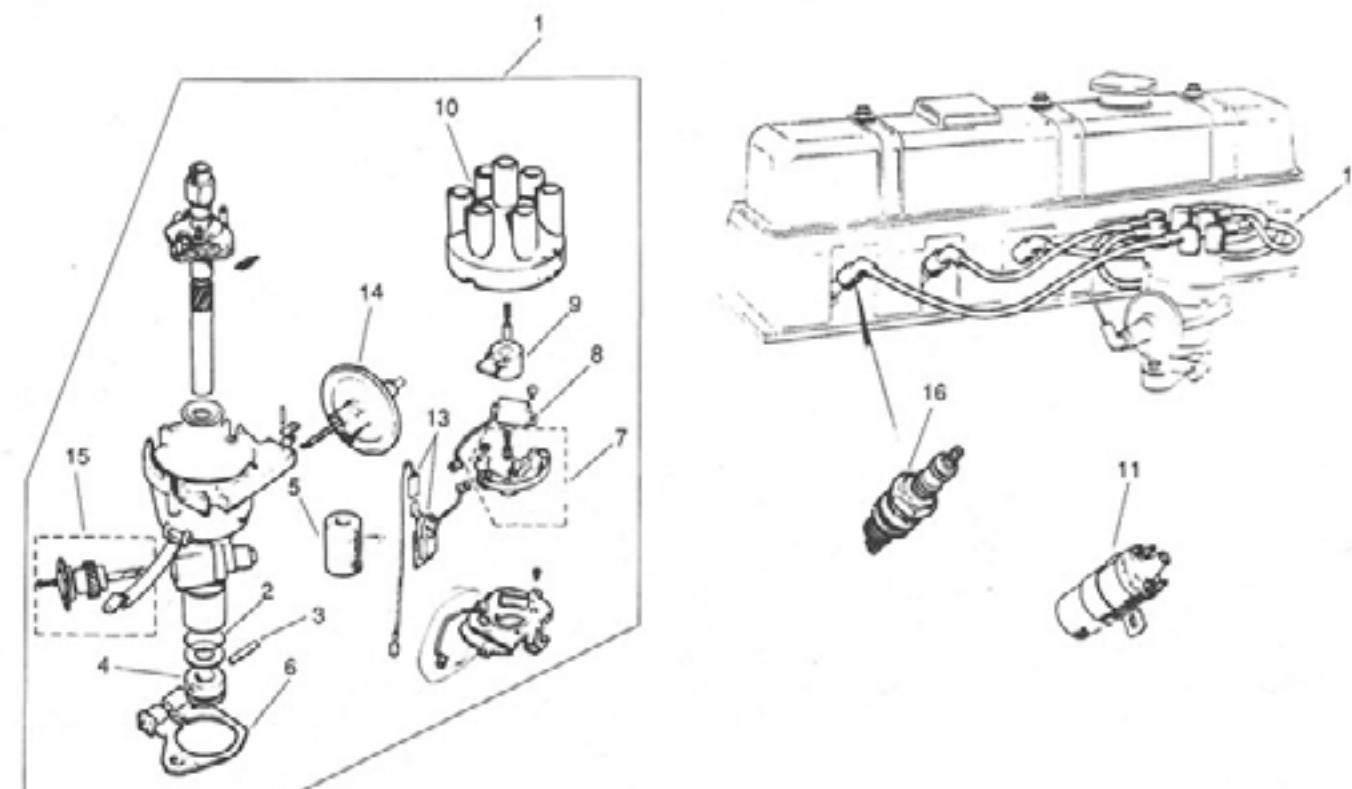
## TR250 & TR6 REGULATORS, FUSE BOXES, BATTERIES & HORNS



Ill. No.	Part No.	Description	Qty.
1	UCB104	Regulator	1
2	37420	Fuse Box	1
3	54382845	Fuse Box Cover	1
4	CFB135W25	Fuse-35 Amp.	4
5	54068164	Horn	1
	69219		
	54068078		
	69220		
6	CP11	Battery	1
7	601898	Battery Hold-Down Bar	1
8	618434	J-Bolt	2
9	SICP1037	Plastic Battery Box-Amco	1
10	516509	Cable Assy.-Positive to Solenoid	1
	159805	Cable Assy.-Positive to Starter	1
1	143181	Cable Assy.-Solenoid to Starter	1
12	516508	Cable Assy.-Negative to Earth	1

# ELECTRICAL

## TR250 & TR6 DISTRIBUTORS & RELATED COMPONENTS

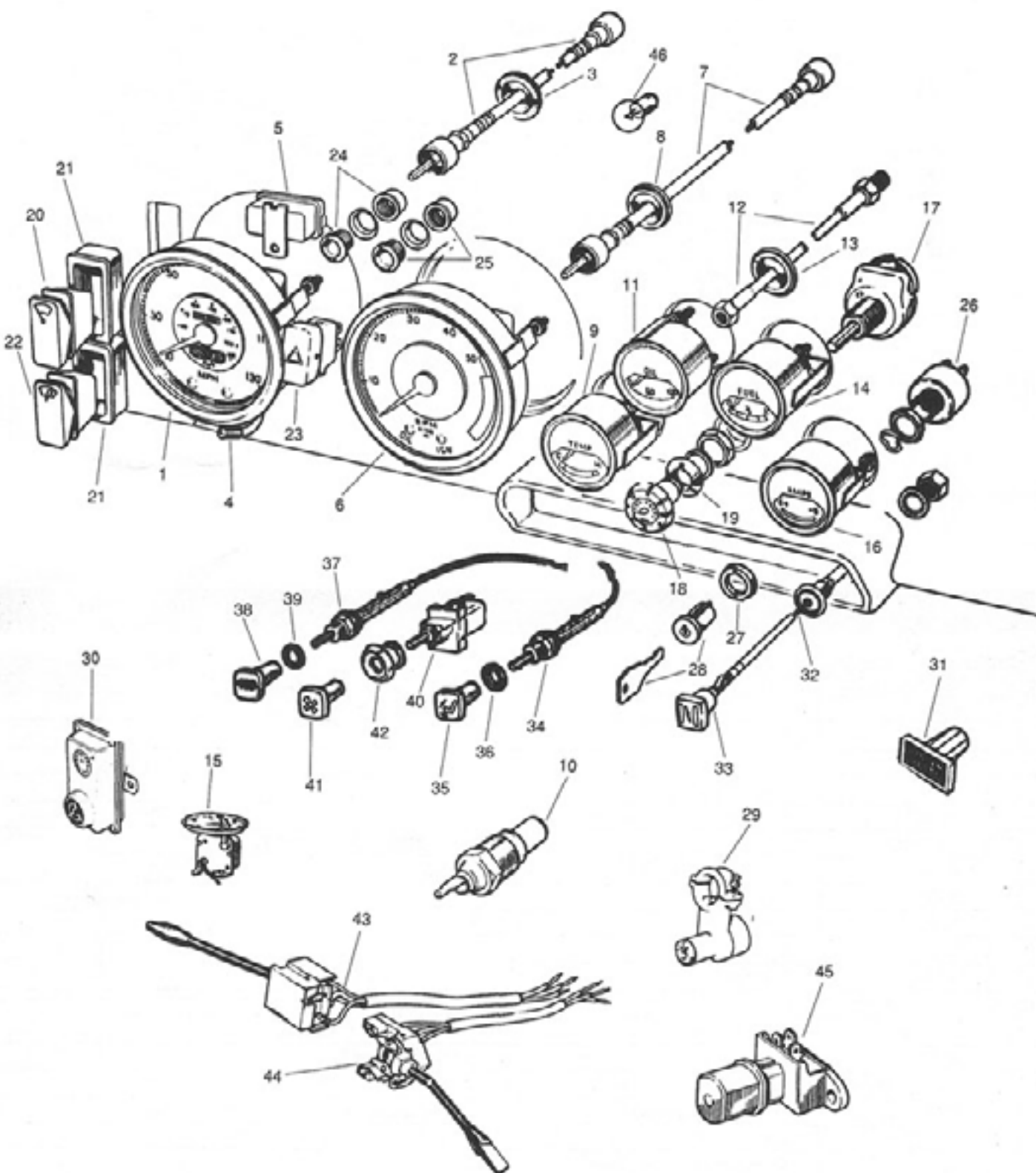


Ill. No.	Part No.	Description	Qty.
1	41306	Distributor	22T
	41385		TR6 from c# CC75001 to CF12500
	41558		TR6 from c# CF12501 on
2	W10	'O' Ring	1
3	501728	Pin	1
4	420620	Dog-Drive	1
5	515867	Bushing-Tachometer Shaft	1
6	54421012	Clamping Plate Assy.	TR250/6 to c# CF12500
	421191		TR6 from c# CF12501 on
7	DSB101	Contact Set	1
8	DCB101	Condenser	1
9	DRB106	Rotor	1
10	DDB117	Distributor Cap	1
1	DLB101	Coil	TR250/6 to c# CC85737
	DLB102	Coil (Ballasted)	TR6 from c# CF1 on
12	HP901	Ignition Wires	GHT144 Unipart (Green Wire Set)
13	54413549	Terminal Bush & Lead	All TR250 & TR6
14	54415212	Vacuum Unit-Advance	TR250/6 to c# CC75000
	54400201	Vacuum Unit - Retard	TR-6 from CC75001
15	60600112	Tach. Drive Gear Assy.	1
16	GSP163	Spark Plug	Unipart (Factory)

# ELECTRICAL

TR250 & TR6

## PANEL INSTRUMENTS, SWITCHES & RELATED COMPONENTS 1968-72



# ELECTRICAL

TR250 & TR6

## PANEL INSTRUMENTS, SWITCHES & RELATED COMPONENTS 1968-72

Ill. No.	Part No.	Description	Qty.	Ill. No.	Part No.	Description	Qty.
1	214431	Speedometer	1	25	54362727	Brake Warning Indicator Light	1
2	DF1104/0062	Speedometer Cable	1	26	34680	Ignition Switch Assy.	TR250/6 w/out Steering Lock
3	602037	Grommet - Cable Thru Dash	2	27	609793	Bezel	
4	159738	Odometer Reset Cable	1	28	54316731	Lock Barrel w/2 Keys	
5	148876A	Voltage Stabilizer	1	29	UKC2720*	Steering Lock Assy With Switch & 2 Keys	TR6 to c# CC50000
6	214263	Tachometer	1				TR6 from c# CC50001 to CC85737
7	DF2350/0027	Tachometer Cable	1				
8	602037	Grommet - Cable Thru Dash	1	30	153966	Ignition Warning Buzzer	TR6 from c# CC50001 to CC75000
9	147963R	Temperature Gauge	1				AAU1110
10	MTS140	Temperature Gauge Sending Unit	1	31	13H7986	Seatbelt Warning Light	1
11	147960	Oil Pressure Gauge	1				
12	138308	Oil Gauge Pipe	1	32	UKC2121	Choke Cable	1
13	600395	Grommet - Oil Pipe Thru Dash	1	33	712907	Choke Control Knob	1
14	147961	Fuel Gauge	1	34	622362	Air Distribution Cable	1
15	214465	Fuel Gauge Sending Unit	1	35	54326157	Air Distribution Knob	TR250/6 to b# 75000CC
16	147962	Ammeter	1				TR6 from b# 75001CC
17	159605		TR250				36
18	129768	Panel Light Switch	1	37	622361	Heater Control Cable	
19	621726	Panel Light Switch Knob	1	38	712903	Heater Control Knob	TR250/6 to b# 75000CC
20	609795	Panel Light Switch Bezel	1				54343972
20	148418	Wiper Switch	1	39	566047	Bezel	1
	151431		TR250				40
22	158452	Wiper/Washer Switch	1	41	54326213	Heater Fan Knob	TR250/6 to b# 75000CC
			21				148437
22	148418	Windscreen Washer Switch	1	42	566047	Bezel	1
23	35857	Hazard Warning Switch	1	43	35782	Lighting Switch	On Steering Column
	39665		TR250/6 1968-71	44	54033733	Directional Switch	1
24	54362727	Hazard Warning Indicator Light	1	45	34790	Headlamp Dimmer Switch	On Floor
				46	987	Bulb-Dash Illumination	13

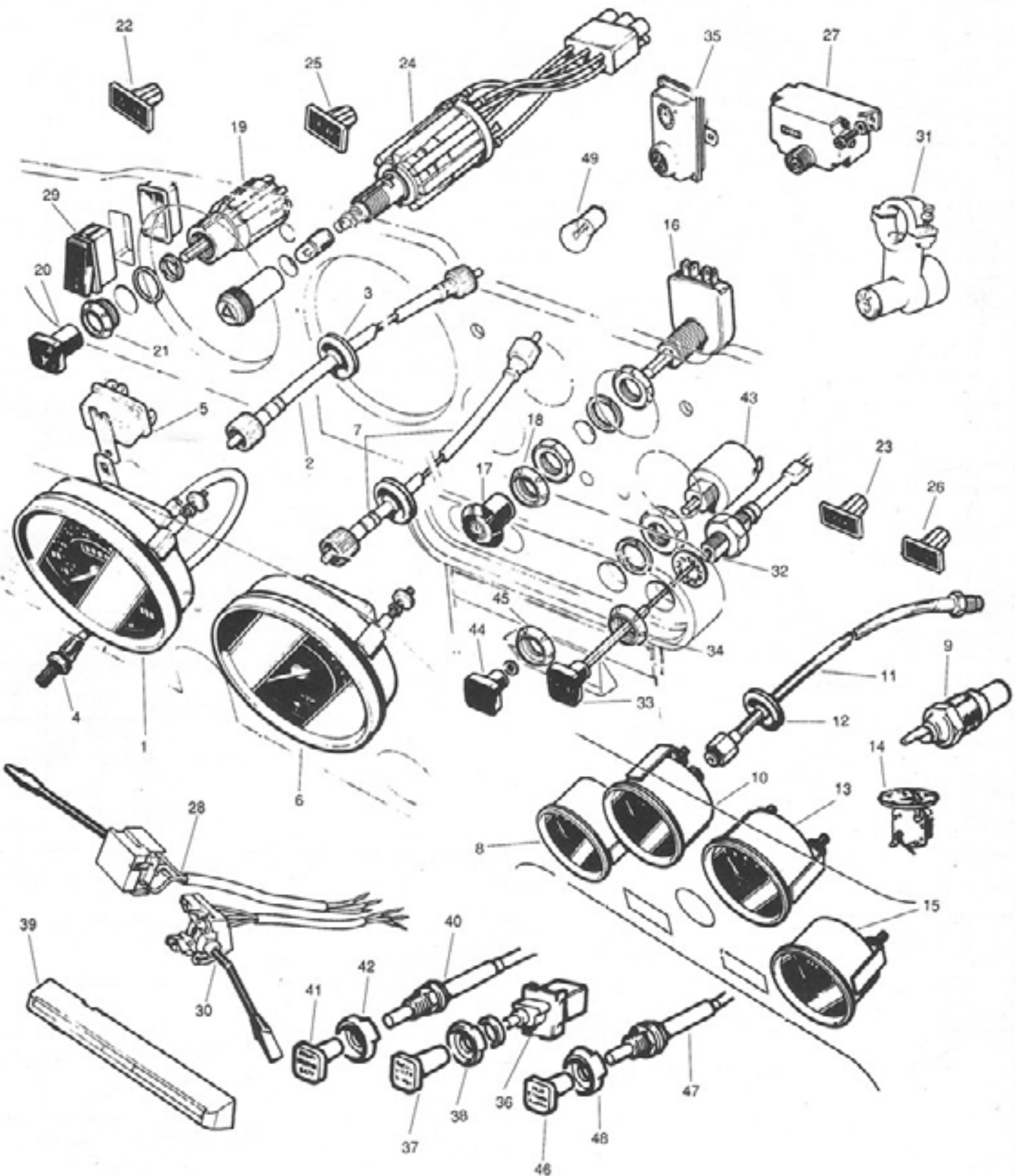
\* UKC2720 is a Replacement Unit For Models Built Prior to CC50001



# ELECTRICAL

TR250 & TR6

## PANEL INSTRUMENTS, SWITCHES & RELATED COMPONENTS 1973-76



# ELECTRICAL

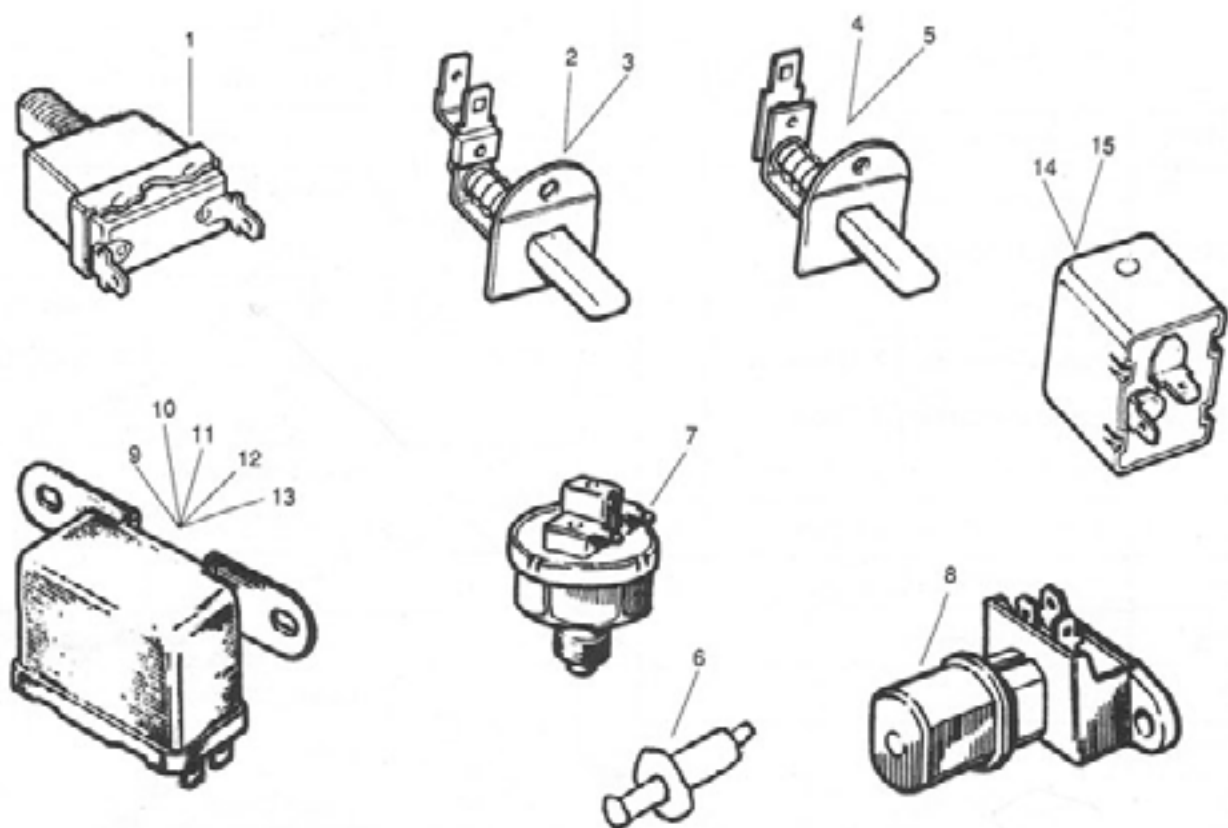
TR250 & TR6

## PANEL INSTRUMENTS, SWITCHES & RELATED COMPONENTS 1973-76

Ill. No.	Part No.	Description	Qty.	Ill. No.	Part No.	Description	Qty.	
1	218827	Speedometer	1	24	39976	Hazard Warning Switch	1	
	TKC2426			1973-74	25	54363916	Hazard Warning Indicator Light	1
2	DF1104/0062	Speedometer	1	26	54363665	Seatbelt Warning Indicator Light	1	
	DF2304/1044	Cable-Service Interval Counter to Speedo		To 1974	27	UKC4260	Service Interval Counter	1
		DF1104/0013		Cable-Trans. to Service Interval Counter	TR6 from c# CF35001 on (Calif. Only)	28	35782	Lighting & H/L Flasher Switch
	TR6 from c# CF35001 on			TR6 from c# CF1 to CF12500 (1973)	148648			Headlight Flasher /Dimmer Switch
3	600395	Grommet - Cable Thru Dash	2			TR6 from c# CF12501 on	1	
4	159738	Odometer Reset Cable	1	29	30731	Lighting Switch	1	
5	148876A	Voltage Stabilizer	1	30	54033733	Direction Indicator Switch	1	
6	218833	Tachometer	1	31	UKC2720	Steering Lock Assembly With Switch & Two Keys	1	
7	DF2350/0027	Tachometer Cable	1					
8	159606	Temperature Gauge	1	32	UKC2121	Choke Cable	1	
9	MTS140	Temperature Gauge Sending Unit	1	33	725373	Choke Control Knob	1	
10	159608	Oil Pressure Gauge	1	34	146987	Bezel	1	
11	138308	Oil Gauge Pipe	1	35	AAU1110	Ignition & Seatbelt Buzzer	1	
12	600395	Grommet - Pipe Thru Dash	1	36	31788	Heater Fan Switch	1	
13	159604	Fuel Gauge	1	37	712911	Heater Fan Knob 725371 (72 on)	1	
14	214465	Fuel Gauge Sending Unit	1	38	606795	Bezel	1	
15	159605	Voltage Indicator	1	39	219139	Heater Control Escutcheon	1	
16	78511	Panel Light Switch	1	40	622361	Heater Control Cable	1	
17	54328700	Panel Light Switch Knob	1	41	712911	Heater Control Knob	1	
18	609795	Bezel	1	42	566047	Bezel	1	
19	155496	Wiper/Washer Switch	1	43	130544	Interior Light Switch	1	
20	725374	Wiper/Washer Switch Knob	1	44	712905	Interior Light Switch Knob	1	
21	622443	Bezel	1	45	609933	Bezel	1	
22	159894	Wiper/Washer Indicator Light	1	46	54343971	Air Distribution Knob	1	
	UKC5814	to c# CF34060 from CF34067		47	622362	Air Distribution Cable	1	
23	54363918	Brake Warning Indicator Light	1	48	566047	Bezel	1	
				49	987	Bulb-Dash Illumination	A/R	

# ELECTRICAL

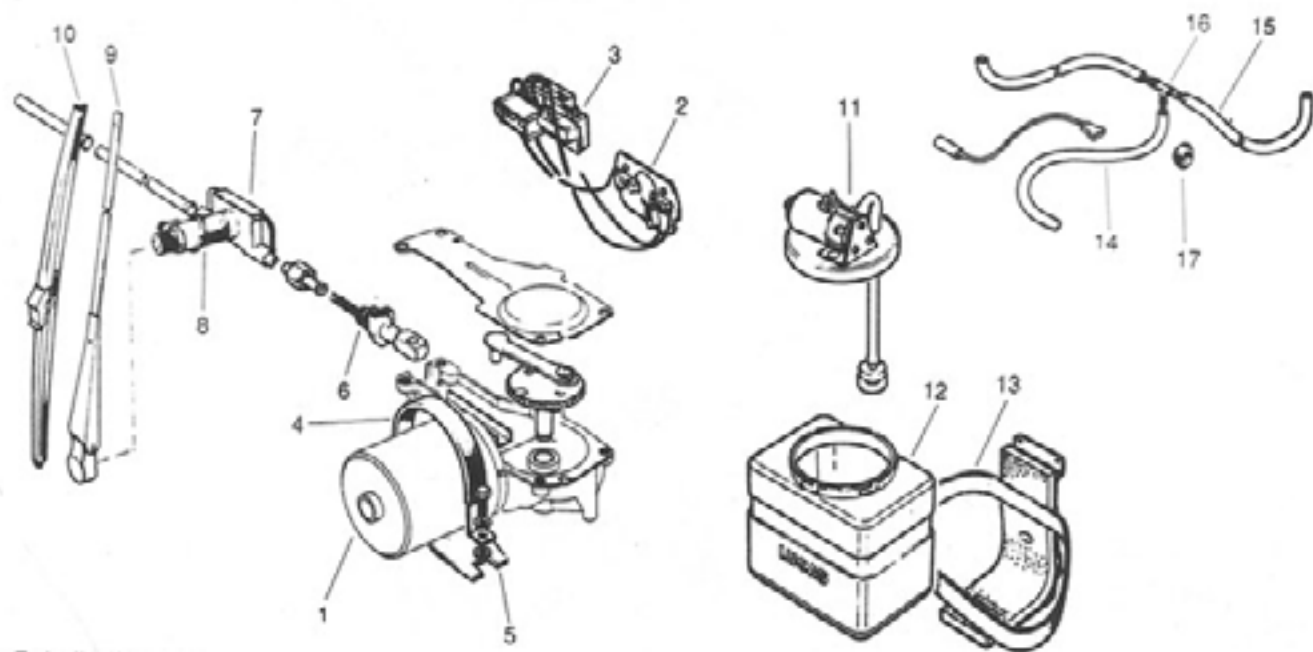
## TR250 & TR6 MISCELLANEOUS SWITCHES, RELAYS & FLASHER UNITS



Ill. No.	Part No.	Description	Qty.	
1	34933	Brake Light Switch	1	
2	625561	Courtesy Light Switch	TR6 to c# CC50000	2
	YKC940	Courtesy Light Switch (Pass. Side)	TR6 from c# CC50001 to CF12000	1
	YKC932	Courtesy Light & Buzzer Switch (Driver's Side)		
3	YKC940	Courtesy Light Switch (Red, 1 Terminal)	TR6 from c# CF12001 on	1
4	YKC932	Buzzer Switch (Black, 2 Terminals)		1
5	625561	Trunk Light Switch	TR6	1
6	619071	Glove Box Light Switch		1
7	30451	Reverse Lamp Switch		1
8	34790	Dimmer Switch	TR250/6 to c# CC 85737	1
9	SRB400	Hazard Warning Relay		1
10	142169	Ignition Relay	TR6 to c# CF12000	1
11	SRB301	Starter Relay		1
12	SFB111	Overdrive Relay		1
13	SFB111	Horn Relay		1
14	SFB114	Turn Signal Flasher Unit (2 Terminals)		1
15	54362147	Hazard Warning Flasher Unit (3 Term.)	TR250/6 to c# CC75000	1
	SFB130	Hazard Warning Flasher Unit (2 Term.)	TR6 from c# CC75001 on	1

# ELECTRICAL

## TR250 & TR6 WINDSHIELD WIPERS, WASHER & COMPONENTS

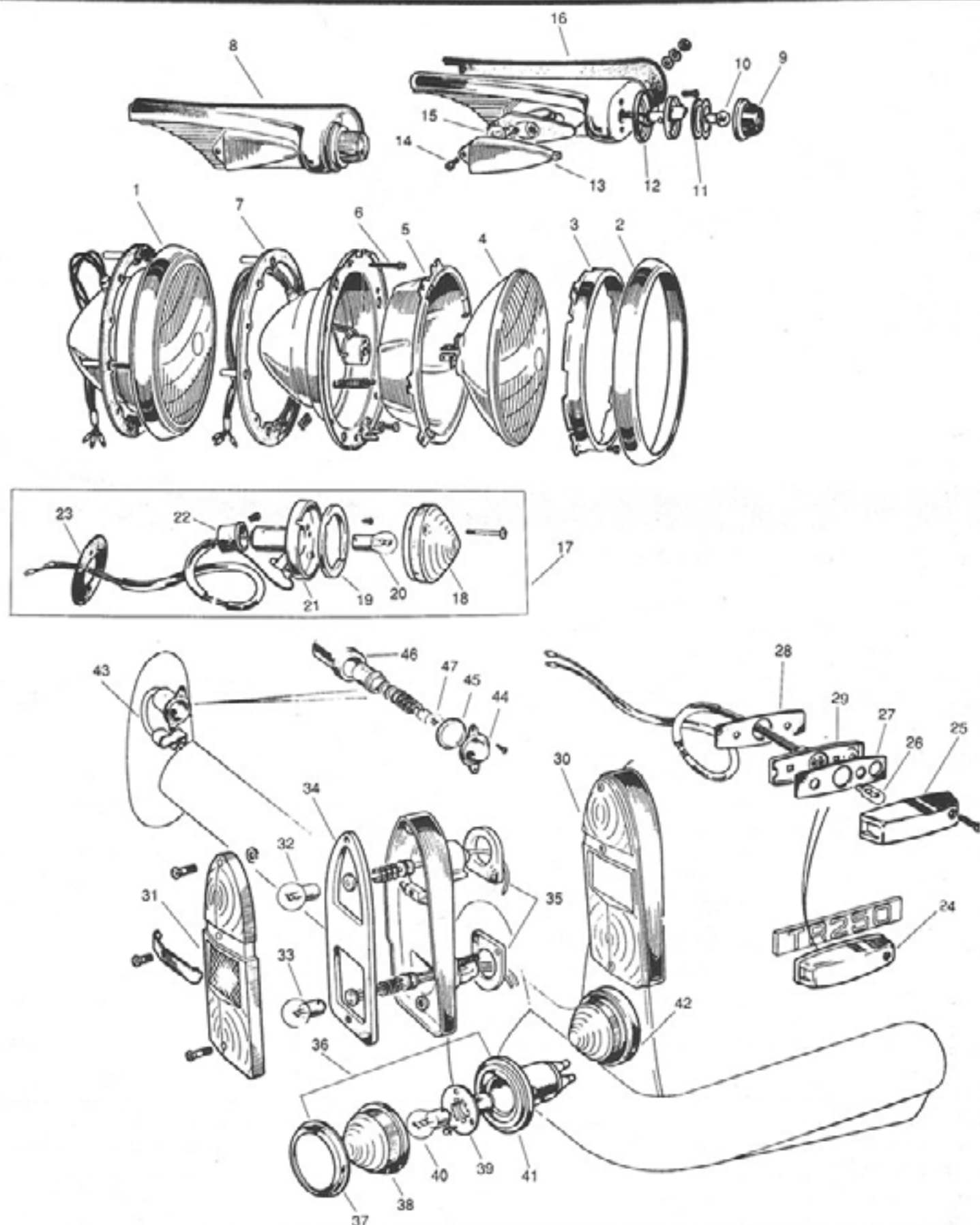


\*Or Rebuilt 43-1320

Ill. No.	Part No.	Description	Qty.	
1	75568	Wiper Motor Assy.	TR250	1
	75664*		TR6	
2	WKB105	Brush Assy.	TR250	1
	WKB102		TR6	
3	WHB101	Parking Switch	Fits 75664D/F	1
	WHB100		Fits 75664A/B	
4	150846	Mounting Strap	TR6	1
5	150844	Mounting Pad		1
6	54728962	Rack Assembly	Cut to 2813/32"	1
7	72850	Wheel Box	TR250	2
	72879		TR6	
8	M565-020	Upper Bush w/Nozzle	RH	1
	M565-030		LH	
9	151885	Wiper Arm	RH	1
	151887	Wiper Arm	LH	
	159685	Wiper Arm	RH	1
	159684	Wiper Arm	LH	
10	54701954	Wiper Blade-Chrome	TR250/6 to c# CC50000	2
	WBB111	Wiper Blade-Black	TR6 from c# CC50001 on	
11	M546-120	Cover & Pump Assy. (Plastic)	TR250/6' to c# CC85737 to 1969	1
	WSB105		TR6 from c# CF1 on 1970-76	
12	54713810	Jar	TR250	1
	TKC909		TR6	
13	54713814	Bracket & Strap		1
14	604148	Tubing-Pump to 'T' Fitting	Per Foot	1
15	604147	Tubing-'T' Fitting to Nozzles	Per Foot	7
16	625862	'T' Fitting		1
17	61917	Grommet		1

TR6

## LAMPS/LENSES &amp; COMPONENTS



TR250

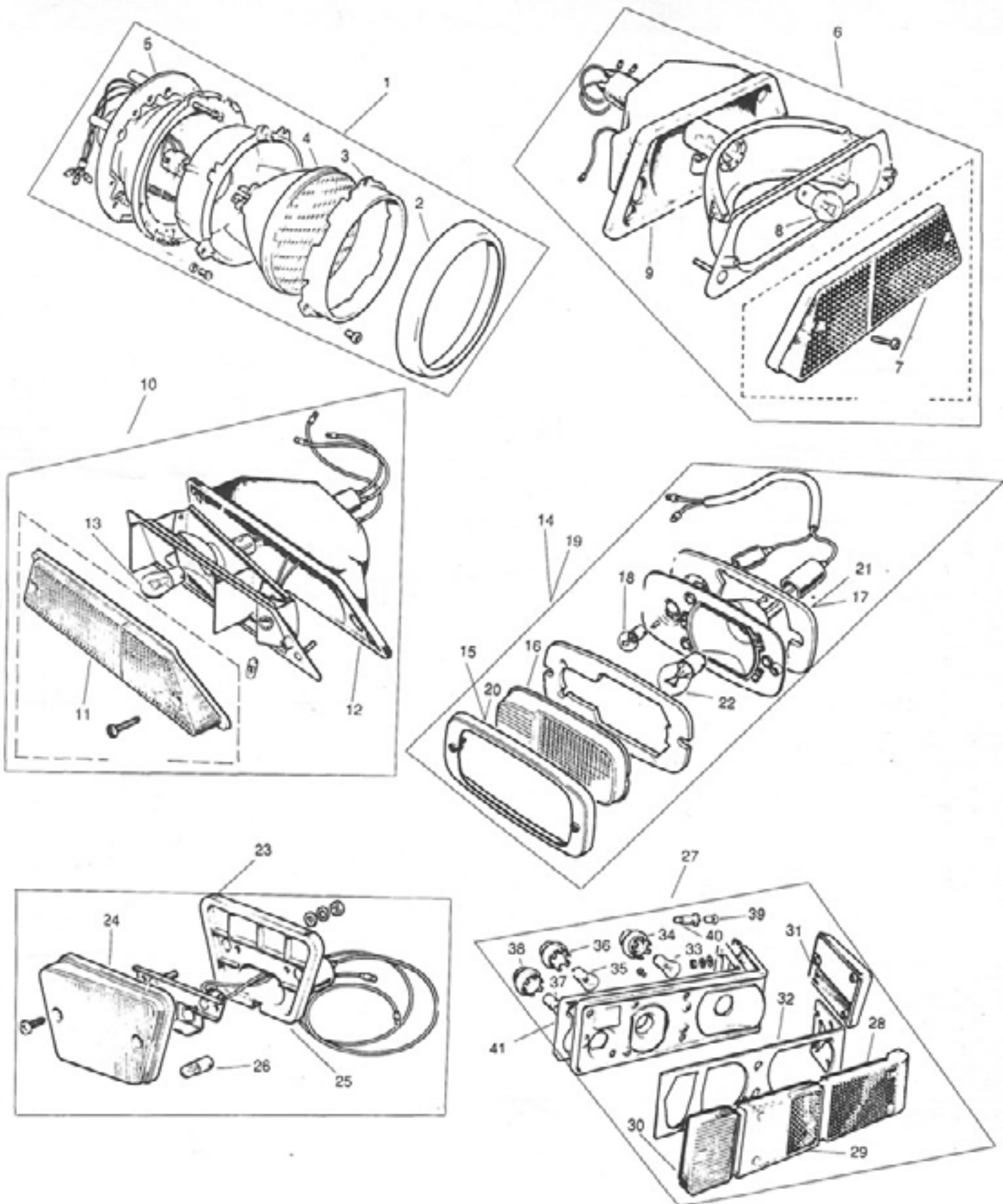
## LAMPS/LENSES &amp; COMPONENTS

Ill. No.	Part No.	Description	Qty.	Ill. No.	Part No.	Description	Qty.		
<b>Headlamp</b>				<b>Stop/Tail/Flasher &amp; Reverse Lamp</b>					
1	59337	Headlamp Assy.	2	30	54548	Tail Lamp Assy.	Red Lense	2	
2	TMP021	Rim - Embellisher	2		54547		Red/Amber		
3	54521913	Ring - Light Unit Retaining	2	31	54578034	Lens	Red Lense	2	
4	6014	Sealed Beam	2				54578033	Red/Amber	
5	54528191	Rim - Light Unit Seating	2	32	382	Bulb - Flasher		2	
6	1010106	Adjusting Screw	4	33	380	Bulb - Stop & Tail		2	
7	54520919	Gasket	2	34	510906	Lens Seating Gasket		2	
				35	133364	Lamp Seating Gasket		4	
				36	52610	Reverse Lamp Assy.		2	
				37	572734	Rim		2	
<b>Front Side/Flasher Lamp</b>									
8	52903	Side Lamp Assy.	RH	1	38	54581622	Lens	2	
	52904		LH		39	54584780	Bulb Holder	2	
9	54570578	Lens & Rim	Amber	2	40	382	Bulb	2	
10	989	Side Lamp Bulb		2	41	576105	Body	2	
11	510899	Lens Seating Gasket		2	42	148928	Plinth	RH	1
12	510900	Lamp Gasket		2					
13	54576359	Side Marker Lens-Flasher		2	43	54549	Lincense Lamp Assy.	2	
14	54110511	Retaining Screw		2	44	54571413	Rim	2	
15	501	Bulb-Flasher		2	45	573615	Lens Glass	2	
16	54576379/96	Lamp Seating Gasket RH/LH	1 ea	46	54572010	Body		2	
17	52731	Flasher Lamp Assy.	2	47	207	Bulb		2	
18	54581233	Lens	Amber	2					
19	54572200	Lens Seating Gasket		2					
20	382	Bulb		2					
21	573832	Bulb Holder		2					
22	54575892	Grommet		2					
23	54572755	Lamp Seating Gasket		2					
<b>Rear Side Marker Lamp</b>									
24	54538	Rear Lamp Assembly	2						
25	54578654	Lens	2						
26	504	Bulb	2						
27	54573691	Lens Seating Gasket	2						
28	54574781	Lamp Seating Gasket	2						
29	54578837	Bulb Holder	2						



TR6

## LAMPS/LENSES &amp; COMPONENTS



TR6

## LAMPS/LENSES &amp; COMPONENTS

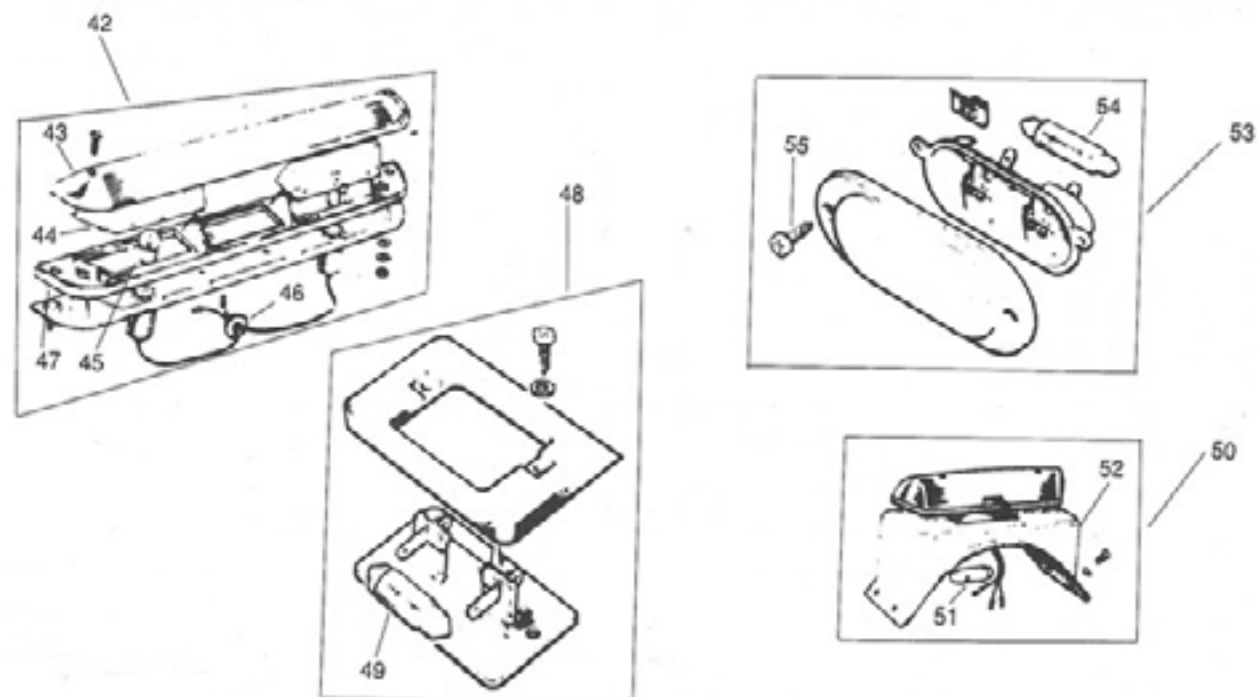
Ill. No.	Part No.	Description	Qty.	Ill. No.	Part No.	Description	Qty.
<b>Headlamp</b>				<b>Stop/Tail/Reverse/Side Lamps</b>			
1	59337	Headlamp Assy.	2	27	56639	Tail Lamp Assy. RH	1
2	TMP021	Rim - Embellisher	2		56640	Tail Lamp Assy. LH	1
3	54521913	Ring - Light Unit Retaining	2	28	54580330	Flasher Lens** RH	1
4	6014	Sealed Beam	2		54580329	Flasher Lens** LH	1
5	56520910	Gasket - Lamp Seating	2	29	54585936	Stop Lens** RH	1
<b>Front Side/Flasher</b>					54585937	Stop Lens** LH	1
6	52945*	Side & Flasher Lamp	1	30	54585870	Reverse Lens** RH	1
	52946*	Lamp			54585869	Reverse Lens** LH	1
7	54579198	Lens	1	31	54579603	Side Marker Lens** RH	1
	54579199	Lens			54579601	Side Marker Lens** LH	1
8	380	Bulb-Flasher	2	32	54579676	Lens Seating Gasket	2
9	54579395	Lamp Gasket	2	33	382	Flasher Bulb	2
	54579399	Lamp Gasket		34	54577578	Flasher Bulb Holder	2
10	56545	Side & Flasher Lamp	1	35	380	Stop-Tail Bulb	2
	56546	Lamp		36	54577579	Stop-Tail Bulb Holder	2
11	54585029	Lens & Screws	1	37	382	Reverse Bulb	2
	54585030	Lens & Screws		38	54577578	Reverse Bulb Holder	2
12	54579395	Lamp Gasket	1	39	989	Side Marker Bulb	2
	54579399	Lamp Gasket		40	54967050	Side Marker Bulb Holder	2
13	380	Bulb-Flasher & Side	2	41	54584607	Lamp Seating Gasket RH	1
14	56184	Side & Flasher Lamp	2		54583393	Lamp Seating Gasket LH	1
15	54574929	Rim	2	<p>*Only late style lamps are available and they are fully interchangeable with the earlier style (1969-72) lamp assemblies. Earlier lamps were equipped with side flasher lenses having a chrome like finisher on the outer surround. Lenses are still available with this chrome feature. The only difference between the early lamps (1969-72) and the later style lamps (1973-76) is the chrome finish.</p> <p>**Screws are included.</p>			
16	54583311	Lens w/Gasket	2				
17	54579982	Lamp Gasket	2				
18	382	Bulb-Flasher	2				
	989	Bulb-Side	2				
19	56844	Side & Flasher Lamp	2				
20	RTC1847	Rim	2				
21	54574829	Lamp Gasket	2				
22	382	Bulb-Flasher	2				
	989	Bulb-Side	2				
23	52941	Side Marker Lamp	1				
	52942	Lamp					
24	54579800	Lens	1				
	54579801	Lens					
25	54579233	Lamp Gasket	2				
26	989	Bulb	2				

\*Only late style lamps are available and they are fully interchangeable with the earlier style (1969-72) lamp assemblies. Earlier lamps were equipped with side flasher lenses having a chrome like finisher on the outer surround. Lenses are still available with this chrome feature. The only difference between the early lamps (1969-72) and the later style lamps (1973-76) is the chrome finish.

\*\*Screws are included.

# ELECTRICAL

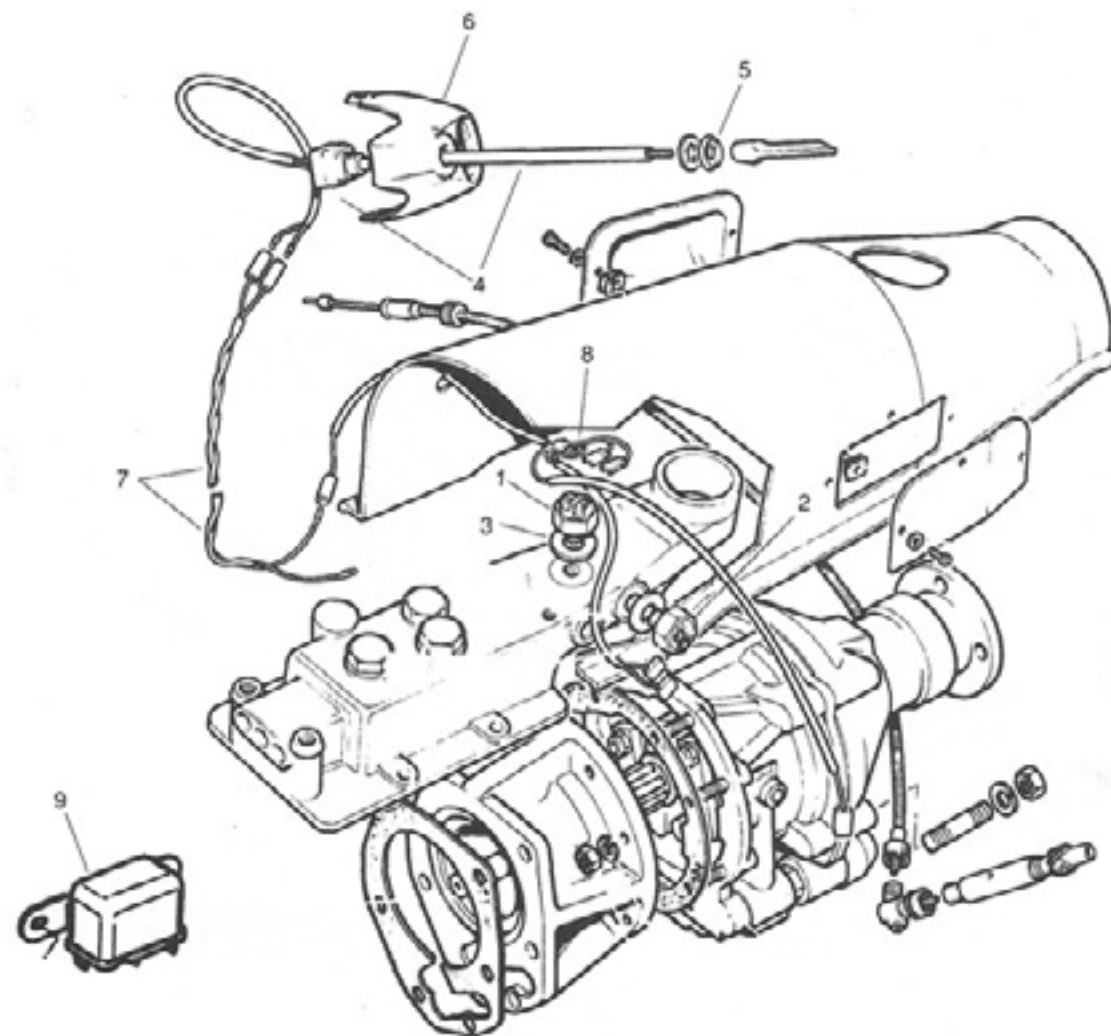
## TR6 LAMPS/LENSES & COMPONENTS



Ill. No.	Part No.	Description	Qty.
<b>License Lamps</b>			
42	54632	License Lamp	1
43	54579849	Chrome Cover	1
44	54579265	Lens RH	1
	54579264	Lens LH	
45	207	Bulb	2
46	573832	Bulb Holder	2
47	54579268	Lamp Seating Gasket	1
48	56445	License Lamp Assembly	2
49	239	Bulb	2
<b>Interior Lamps</b>			
50	151273	Interior Lamp	1
51	239	Bulb	1
52	717241	Plinth-Black	1
	717242	Plinth-Matador Red	
	717243	Plinth-Light Tan	
	717253	Plinth-New Tan	
53	151353	Trunk Lamp	1
54	239	Bulb	1
55	YX5363	Screw-Lamp to Body	2

# ELECTRICAL

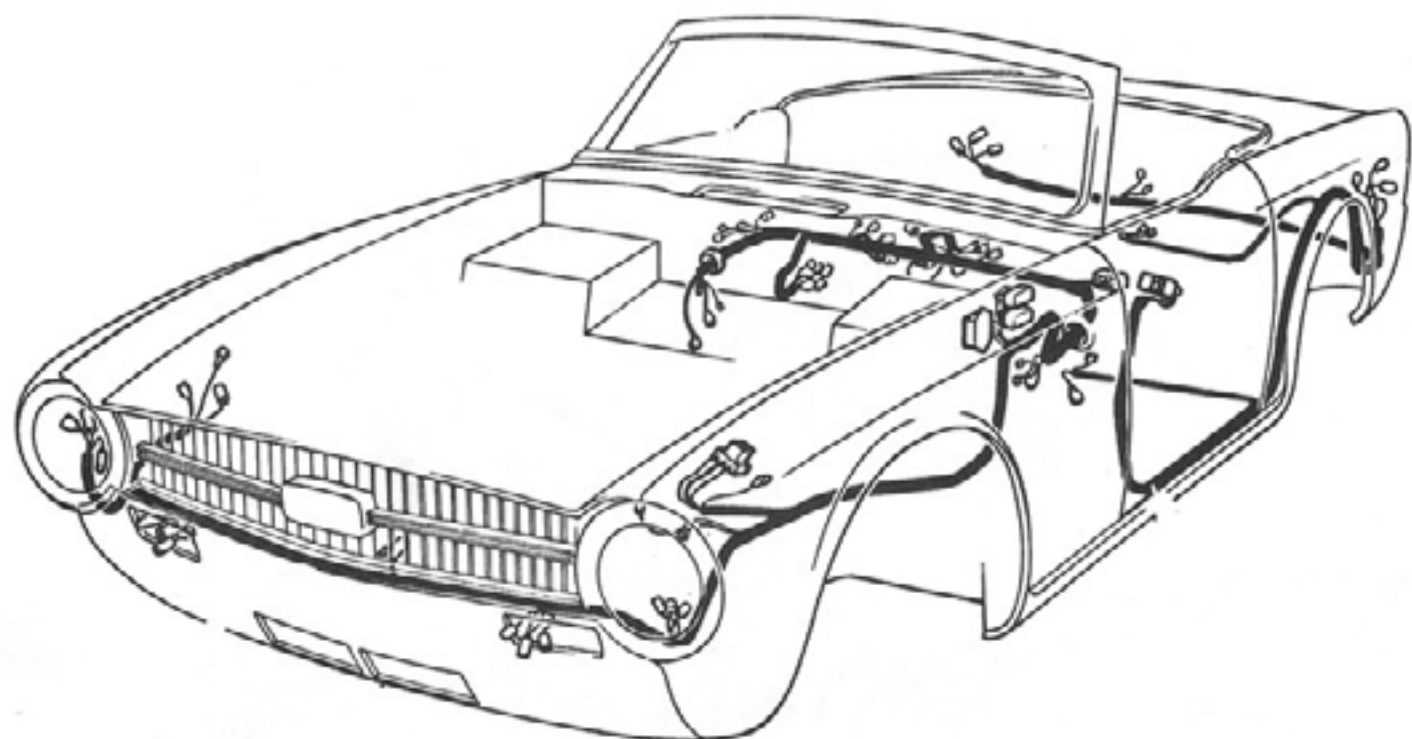
## TR250 & TR6 OVERDRIVE ELECTRICS



Ill. No.	Part No.	Description	Qty.
1	30451	O.D. & Seatbelt Interlock Switch	2
2	30451	Reverse Lamp Switch	1
3	502146	Switch Adjusting Washer	A/R
4	35781	Overdrive Switch	1
5	609792	Bezel	1
6	611794	Switch Shroud	1
7	UKC345	Single Connector	A/R
8	131339	Overdrive Harness	A-type O.D.
	UKC344		J-type O.D.
9	SFB111	Relay	1

# ELECTRICAL

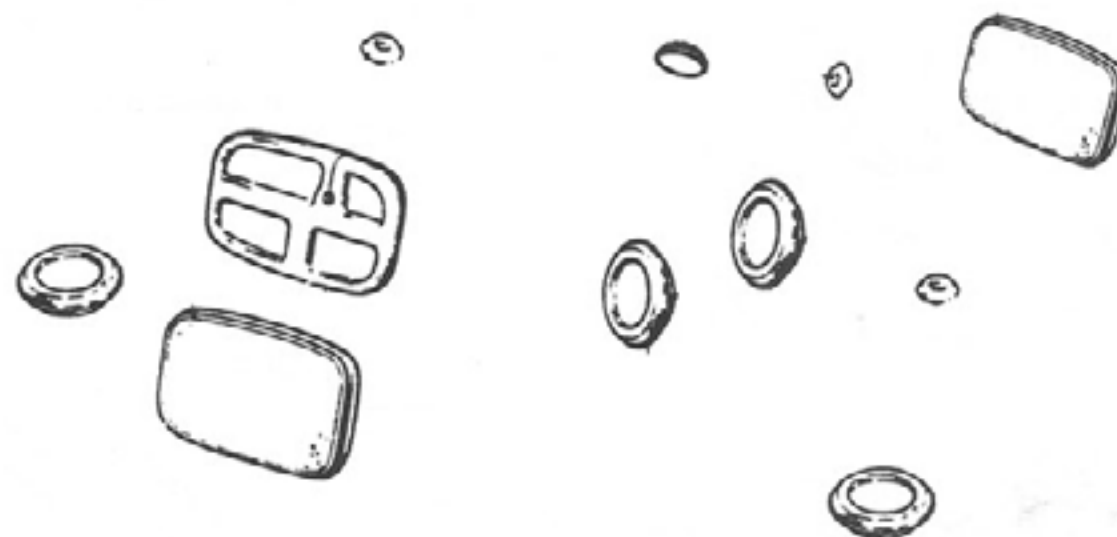
## TR250 & TR6 WIRING HARNESSSES



Part No.	Description	Qty.
308276	Forward	1
214462	Rear	
308795	Forward	
215412	Rear	
311261	Forward	
215412	Rear	
312295	Forward	
218321	Rear	
RKC351	Forward	
218950	Rear	
RKC960	Forward	
TKC859	Rear	
RKC1768	Forward	
TKC859	Rear	
RKC2881	Forward	
TKC2901	Rear	
	TR250	
	TR6 to c# CC50000 (1969)	
	TR6 from c# CC50001 to CC75000 (1970 thru 1971)	
	TR6 from c# CC75000 to CF1 (1972)	
	TR6 from CF1 to CF12500 (1973)	
	TR6 from CF12501 to CF35000 (1974)	
	TR6 from c# CF35001 to CF50000 (1975)	
	TR6 from c# CF50001 on (1976)	

# BODY

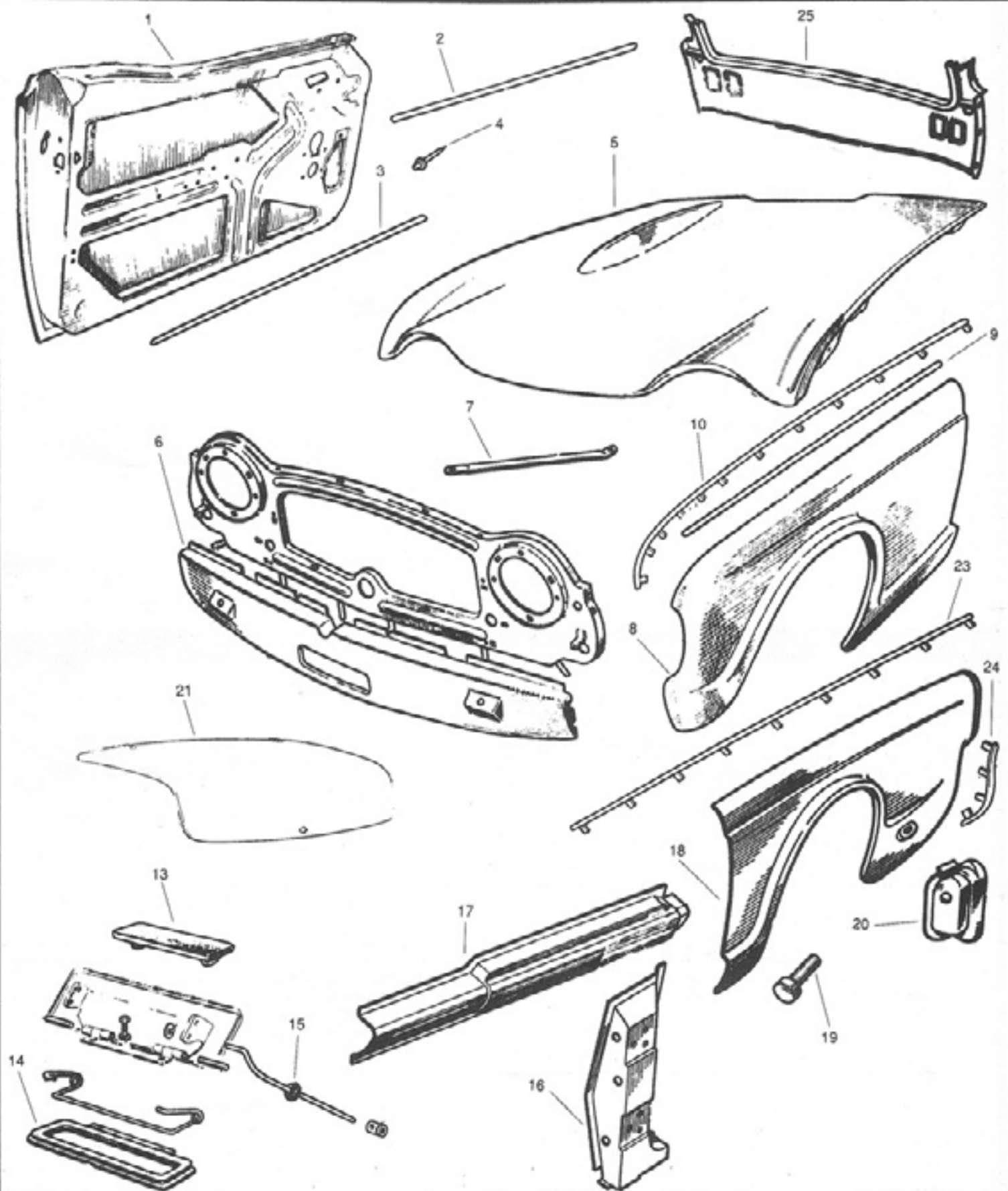
## TR250 & TR6 GROMMETS & BLANKING PLUGS



Ill. No.	Part No.	Description	Qty.			
		Main Floor	2			
	600399	Plug-Rubber				
		Spare Wheel Pan	1"	2		
		Occasional Seat Pan	(RH Fuel Inject.)	1		
	623176	Plug-Rubber	Occasional Seat Pan (LH)	13/8"	(Fuel Injection)	1
	609185	Plug-Rubber	Spare Wheel Pan		2	
	CD25672	Plug-Rubber	Main Floor	5/8"		2
	603790	Plug-Rubber	Dash Shelf	5/16"	(Carb. Models)	1
	603384	Plug-Rubber	Floor Jacking Holes	3.72"		2
	625635	Plate Assy.	Sealing Drain Holes (Trunk Floor Compartment)	(Fuel Injection)	A/R	
	605602	Plug	Gearbox Cover	(Overdrive & Carb. Models)	1	
	612715	Grommet	Gearbox Cover		1	
	600400	Plug -Rubber			1	
	625944	Plate	Drain Hole Sealing-Spare Wheel Pan		1	
	569945	Rivet	Spare Wheel Pan. Plate, Drain		2	



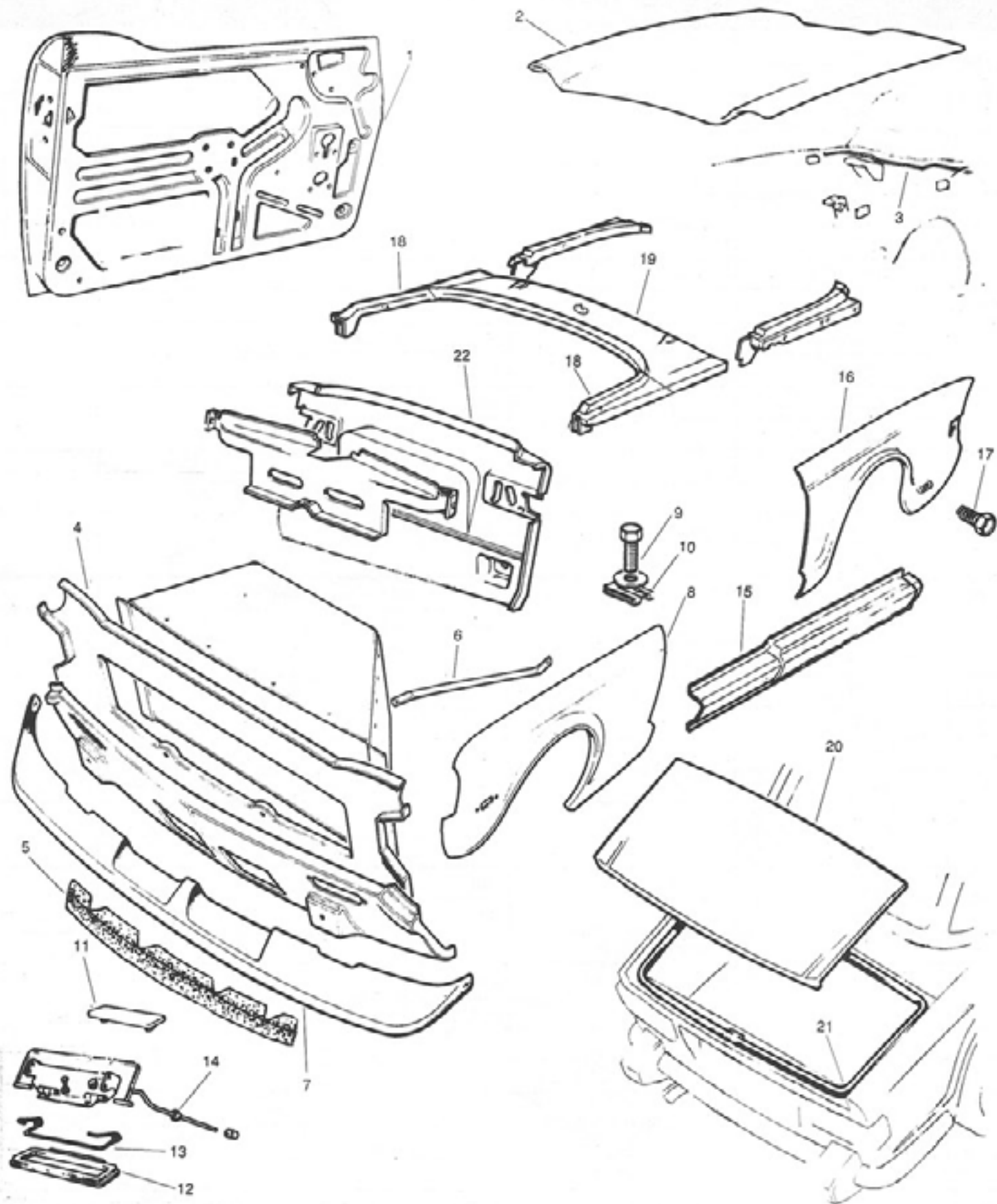
TR250  
OUTER BODY PANELS



TR250  
OUTER BODY PANELS

Ill. No.	Part No.	Description		Qty.	
1	634830	Door	RH	w/out Hardware or Moulding	1
	907757		LH		
2	713543	Door Moulding	RH		1
	713542		LH		
3	623421	Sill Moulding			2
4	GHF1437	Rivet Clip	Fender & Door Moulding		26
	GHF1461		Sill Moulding		12
5	908031/FGP	Hood			1
6	850406	Lower Valance			1
7	712402	Stay Rod	RH	Valance to Wheel Arch	1
	712401		LH		
8	908390	Front Fender	RH		1
	908389		LH		
9	713541	Front Fender Moulding	RH		1
	713540		LH		
10	850479	Front Fender Beading	RH		2
	850479		LH		
Not Ill.	FA3060/9	Spire Nut	Fender to Sill & Inner Fender		20
			Fender to Lower Valance		2
13	705242	Vent Lid			1
14	61118	Vent Lid Seal			1
15	61917	Grommet			1
16	813101	Outer Panel	RH	A-Post	1
	XKC510		LH		
17	850282	Outer Sill	RH		1
	850281		LH		
18	850476	Rear Fender	RH		1
	850475		LH		
19	UL2705	Rear Fender Bolt			22
20	850429	Tail Lamp Closing Assy.	RH		1
	850428		LH		
21	813650/FGP	Trunk Lid			1
23	750126	Upper Rear Fender Beading			2
24	750188	Lower Rear Fender Beading	RH		1
	750187		LH		
25	850379	Rear Valance			1

TR6  
OUTER BODY PANELS



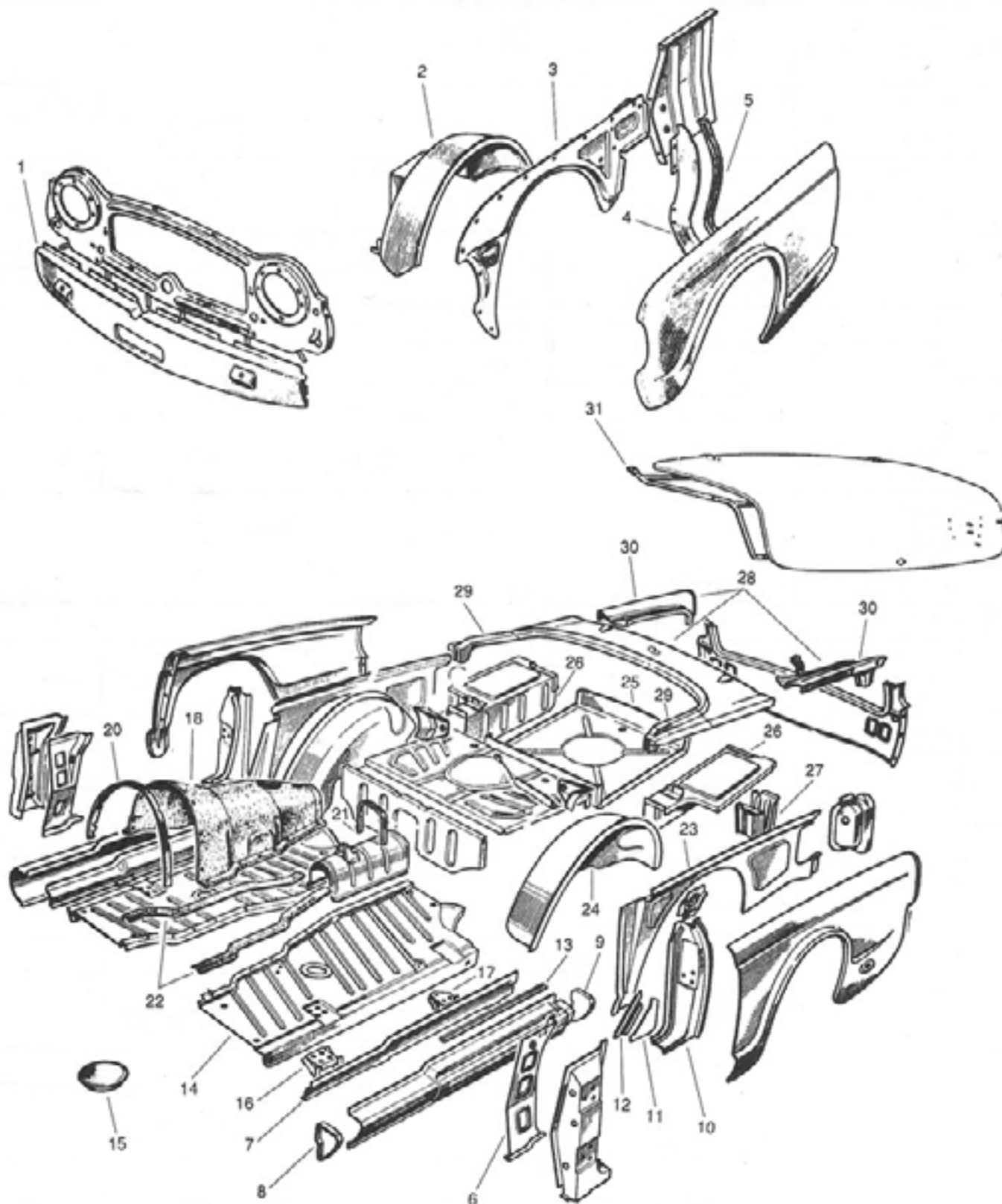
TR6  
OUTER BODY PANELS

Ill. No.	Part No.	Description		Qty.
1	634830	Door*	RH	1
	634829		LH	
2	908406	Hood		1
3	610675	Rear Bonnet Seal		1
4	814020**	Front Valance	to c# CC85737	1
	822701**		from c# CF1 to b# 27000CF	
	XKC1813		from b# 27001CF on	
5	714831	Top Valance Finisher	Black	1
6	714769	Stayrod	RH	Valance to Wheel Arch
	714768		LH	
7	GLZ606	Front Spoiler	from c# CF1 on	Also fits early TR6
8	814017	Front Fender	RH	to b# 27000CF
	814016		LH	
	XKC1812		RH	from b# 27001CF on
	XKC1811		LH	
9	UL2705	Fender Bolt		28
10	FJ2407/4	Spire Nut for Fender Bolts		28
11	705242	Vent Lid	to c# CC85737	1
12	61118	Vent Lid Seal		1
13	611145	Vent Lid Spring		1
14	61117	Vent Control Rod		1
15	RTC2651	Outer Sill	RH	1
	RTC2650		LH	
16	815520	Rear Fender	RH	1
	815519		LH	
17	UL2705	Rear Fender Bolt - Use with FA3058		30
18	815522	Rear Deck Dog Legs	RH	1
	815521		LH	
19	575642	Center Section To Rear Deck		1
20	813960	Boot Lid		1
21	716630	Boot Lid Seal		1
22	Use XKC1814	Rear Valance	to c# CC85737	1
	XKC1814		from c# CF1 on	

\*See page 89,91 for door fittings. \*\* XKC1813 may be substituted.

TR250

INNER BODY PANELS



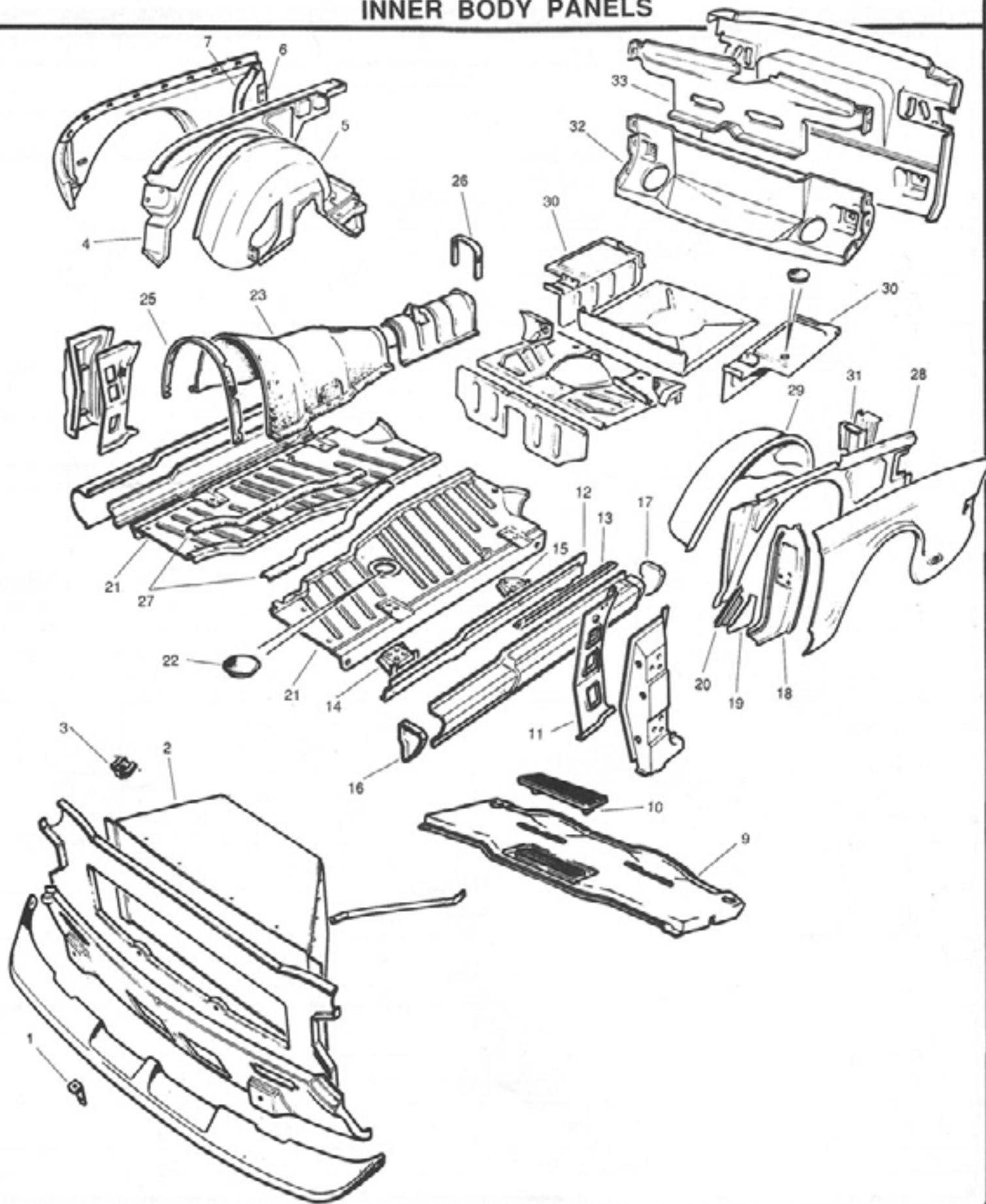
TR250

INNER BODY PANELS

Ill. No.	Part No.	Description	Qty.
1	812408	Upper Valance	1
2	907204	Wheel Arch	RH
	907203		LH
3	811945	Inner Fender	RH
	811944		LH
4	750151	Baffle Plate	RH
	750150		LH
5	650172	Seal - Baffle Plate To Inner Fender	2
6	850344	Inner Panel - A Post	RH
	850343		LH
7	564807	Inner Sill	RH
	850122		LH
8	750087	Front Sill End Panel	RH
	750086		LH
9	750048	Rear Sill End Panel	RH
	750047		LH
10	808687	B-Post	RH
	808686		LH
11	611570	Gusset for B-Post	2
12	611572	Reinforcement for B-Post	RH
	611572		LH
13	750163	Sill Seal Retainer	2
14	904006	Floor Panel	RH
	904005		LH
15	603384	Jack Hole Plug in Floor	2
16	750027	Front Sill Mount	2
17	616005	Rear Sill Mount	RH
	616004		LH
18	M803-910	Gearbox Cover	Original
	713569		Fiberglass
20	GCS6	Cover to Bulkhead Seal	1
21	GCS6	Cover to Prop Tunnel Seal	1
22	GCS6	Cover to Floor Seal	RH
	GCS6		LH
23	850121	Wheel Arch Close Panel	RH
	850120		LH
24	850393	Rear Wheel Arch	RH
	850394		LH
25	850387	Spare Pan	1
26	910068	Trunk Floor	RH
	910067		LH
27	750022	Trunk Floor Mounting Bracket	2
28	808776/RP	Rear Deck Assy.	1
29	815522	Rear Deck Front Section	RH
	815521		LH
30	850008	Rear Deck Filler	RH
	850007		LH
31	903233	Trunk Lid Reinforcement	1



TR6  
INNER BODY PANELS

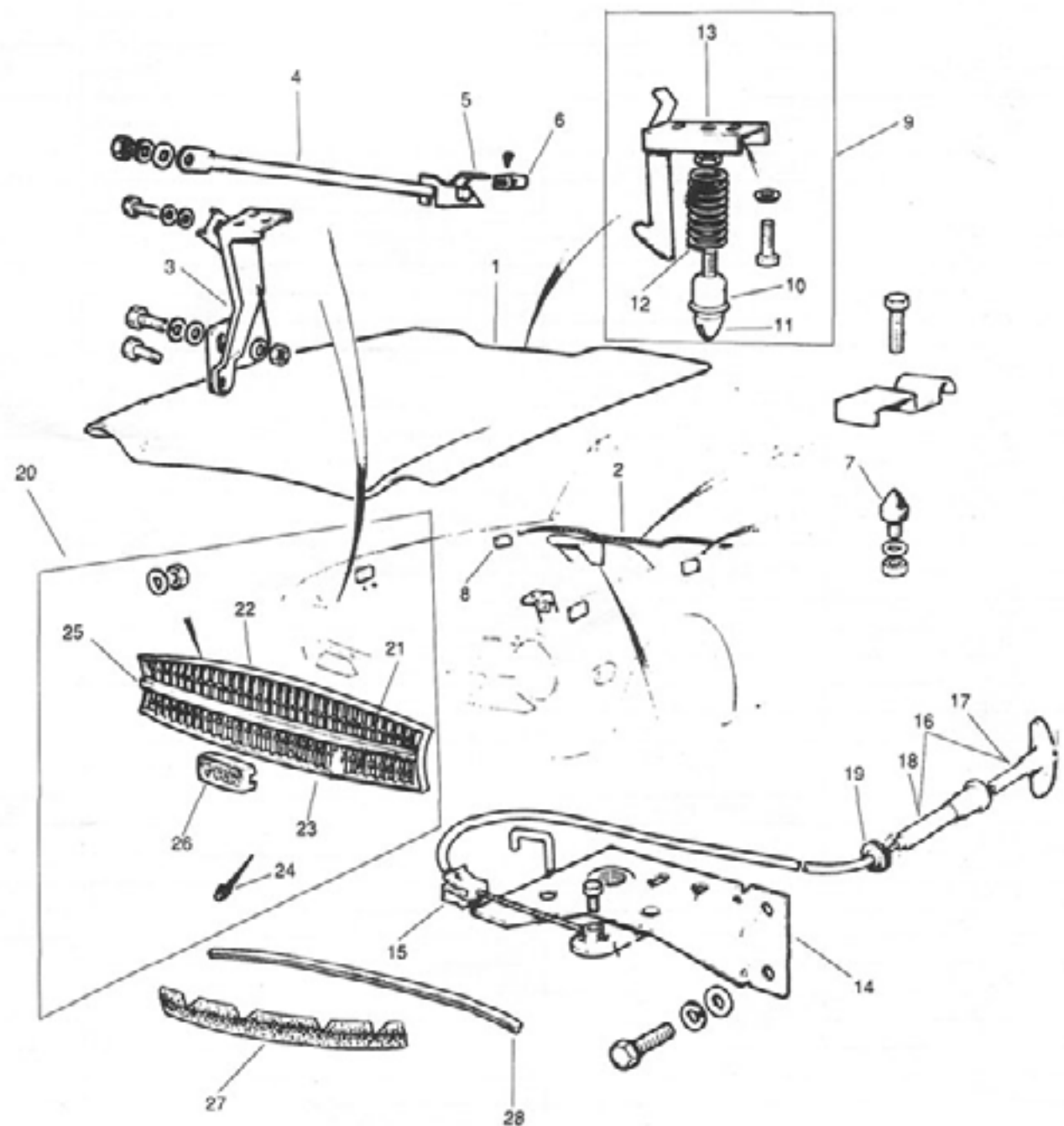


TR6  
INNER BODY PANELS

Ill. No.	Part No.	Description	Qty.
1	625886	License Plate Bracket	2
2	910441	Radiator Cowl Assembly - Air Duct	1
3	FZ3455	Retaining Nut	4
4	908357	Panel - Wheel Arch Close	RH
	908358		LH
5	576478	Front Wheel Arch	RH
	576477		LH
6	750151	Mud Shield	RH
	750150		LH
7	650172	Mud Shield Seal	2
9	850352	Scuttle Panel	to c# CC85737
	820499		from c# CF1
10	722849	Grille - Air Intake	1
11	850344	A-Post Inner Panel	RH
	850343		LH
12	564807	Inner Sill Panel	RH
	850122		LH
13	750163	Sill Sealing Strip Retainer	1
14	750027	Front Sill Mount	2
15	616005	Rear Sill Mount	RH
	616004		LH
16	750087	Front Sill End Panel	RH
	750086		LH
17	750048	Rear Sill End Panel	RH
	750047		LH
18	817413	B-Post	RH
	817412		LH
19	611570	Gusset Sill To B-Post	2
20	611572	Reinforcement Sill to B-Post	RH
	611571		LH
21	904006	Floor Panel	RH
	904005		LH
22	603384	Jack Hole Plug	2
23	M803-910	Gearbox Cover	Original*
	713569		Fiberglass
25	805684	Seal-Cover to Bulkhead Center Panel	1
26	705758	Seal-Cover to Propellor Shaft Tunnel	1
27	805674	Seal-Cover to Floor	RH
	805674		LH
28	817564	Rear Inner Quarter Panel	RH
	815959		LH
29	815958	Rear Wheel Arch	RH
	815957		LH
30	910066	Trunk Floor	Pan - Spare Wheel Assembly
	910068		RH Inner Side Panel
	910067		LH Inner Side Panel
31	750022	Trunk Floor Mounting Bracket	1
32	908373	Rear Valance Inner Panel	1
33	908370	Valance Reinforcement Panel	1

\*Stocked only in Fiberglass.

HOOD, GRILLE & RELATED COMPONENTS

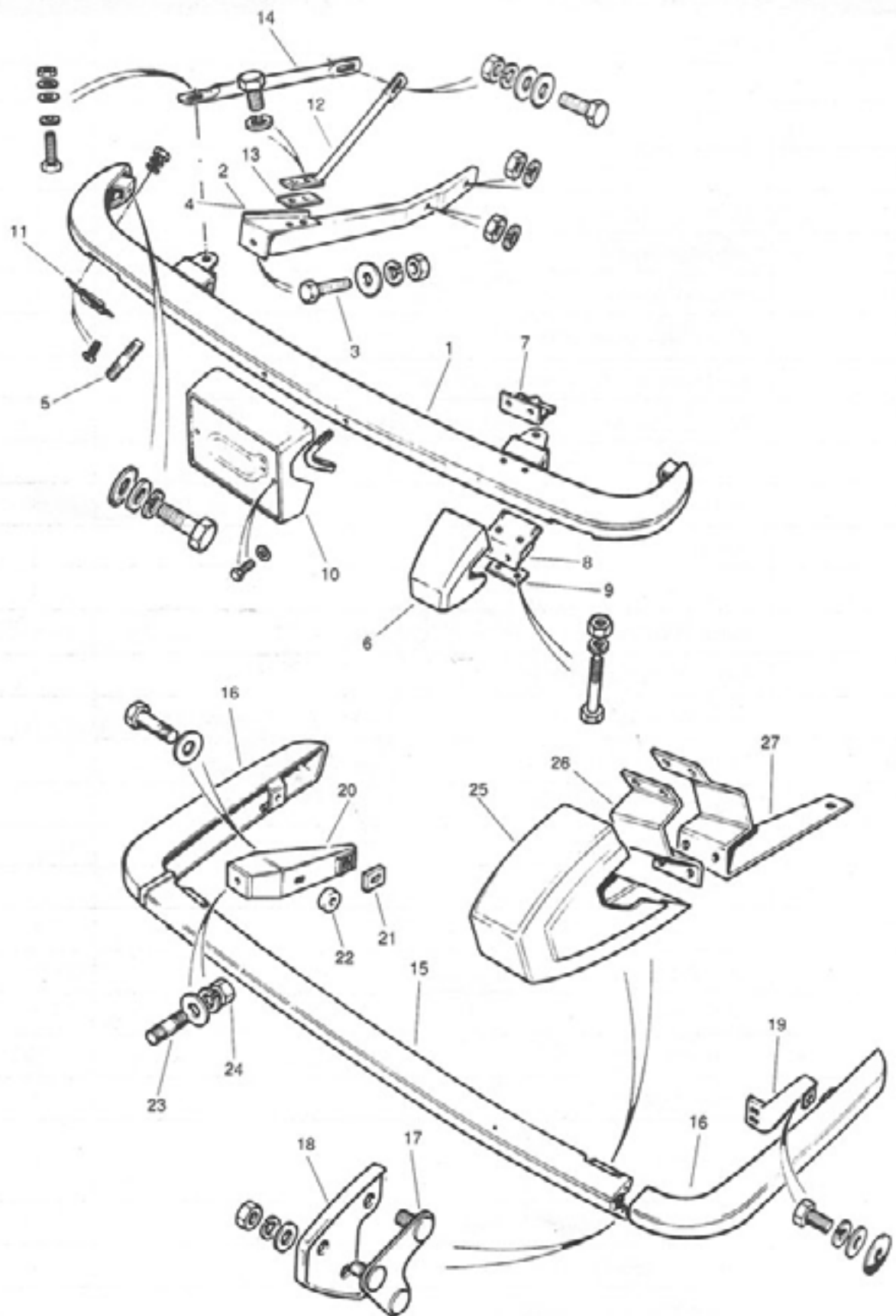


HOOD, GRILLES & RELATED COMPONENTS

Ill. No.	Part No.	Description	Qty.
1	908406	Bonnet	1
2	610675	Bonnet Seal*	1
3	714832	Bonnet Hinge	RH
	714833		LH
4	750231	Bonnet Prop Rod	1
5	750229	Prop Rod Bracket*	1
6	601663	Prop Rod Buffer	1
7	612962	BonnetPeg- Locating Bonnet*	2
8	626152	Bonnet Buffer - On Wheelarch Panels*	4
9	619580	Bonnet Latch Assy.	w/Safety Hook
10	611623	Spring Retaining Cup*	1
11	611622	Striker Pin*	1
12	611624	Spring*	1
13	611619	Bracket & Hook	1
14	710592	Catch Plate Assy.*	1
15	611768	Clip-Cable to Catch Plate*	1
16	---	Hood Release Cable Assy.**	Replacement
17	603468	Inner Hood Release Cable*	Original
18	603469	Outer Hood Release Cable	Original
19	61917	Grommet in Firewall*	1
20	821295	Grille Assy.	1
21	M870-005	Grille	Black
22	722935	Top Finisher	1
23	722934	Bottom Finisher	1
24	577424	Rivet-Finisher to Grille	10
25	816074	Center Finisher	1
26	ZKC1224	Medallion	Enamelled
27	714831	Top Finisher on Valance	Black
28	ZKC1282	Protection Strip On Center Finisher- Optional	1

\*Also fits TR250 models. \*\*Only available in separate pieces.

BUMPERS & RELATED COMPONENTS

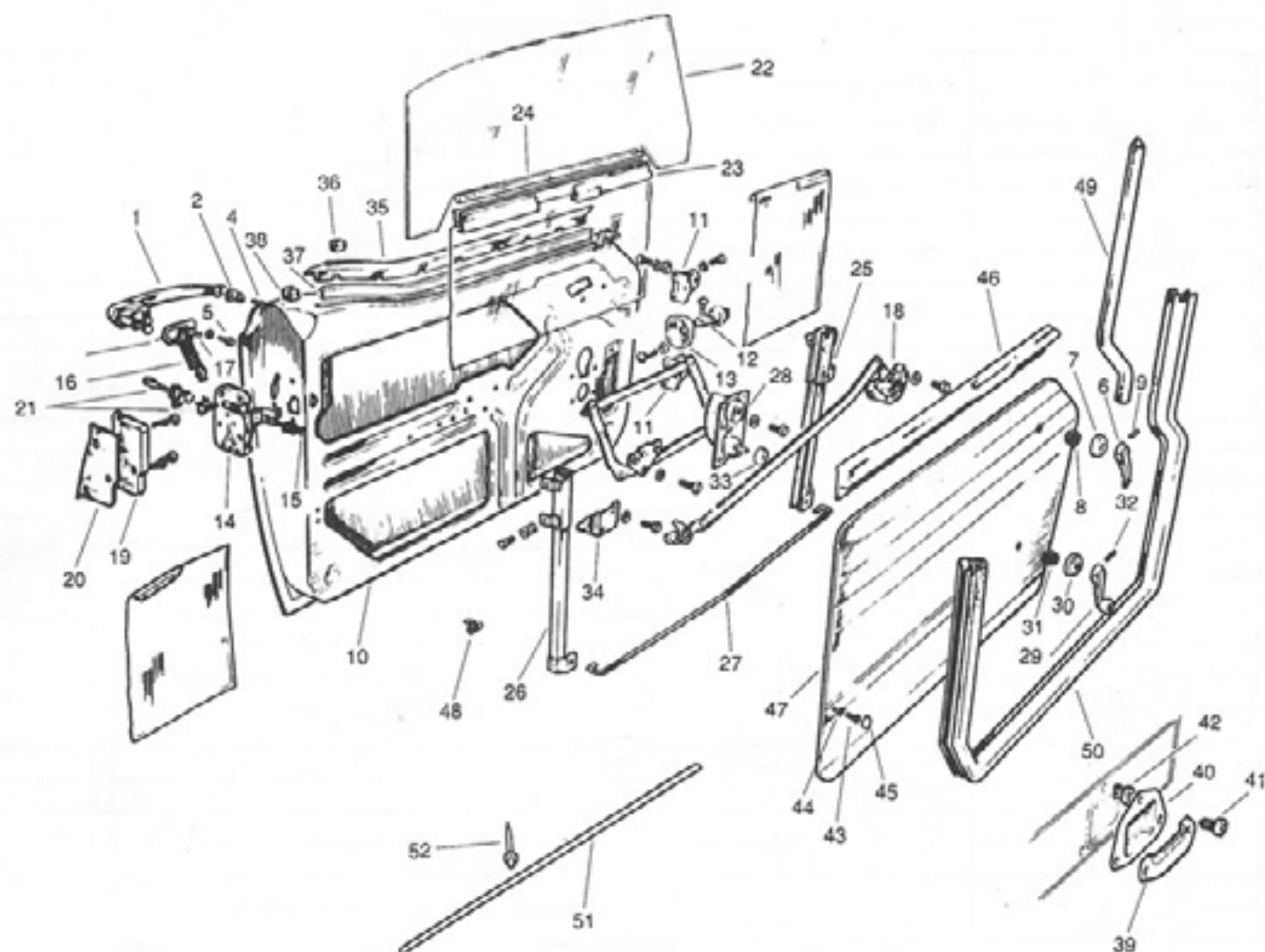


BUMPERS & RELATED COMPONENTS

Ill. No.	Part No.	Description	Qty.
1	822530	Front Bumper Assy	To c# CF12500
	XKC760		from c# CF12501 to CF27000
	XKC1774		from c# CF27001
2	814460	Bumper Mounting Bracket	RH
	814459		LH
3	BH806121	Bolt	2
4	821409	BumperSupport Bracket	RH
	821408		LH
5	UKC3134	Stud	2
6	824893	Rubber Override	RH
	824892		LH
7	ZKC1148	Upper Angle Bracket	RH
	ZKC1147		LH
8	ZKC1156	Lower Angle Bracket	RH
	ZKC1155		LH
9	ZKC1151	Lower Bracket Plate	2
10	XKC1748	Number Plate Plinth	1
1	XKC1808	Parking Lamp Mount	RH
	XKC1807		LH
12	YKC1743	Bumper Support Tube	2
13	632053	Support Tube Plate	2
14	YKC1670	Strut	2
15	910157	Rear Bumper Center Bar	to c# CF12500
	WKC2446		from c# CF12501 to CF27000
	WKC2445		from c# CF27001
16	910159	Rear Bumper Corner Bar	RH
	910158		LH
	WKC2444		to c# CF27000
	WKC2443		from c# CF27001
17	575443	Center to Corner Bars Joint Plate	2
18	634933/32	Washer (RH/LH)	2
19	714715	Corner BarSupport Bracket	RH
	714714		LH
20	813716	Bumper Support Bracket	RH
	813715		LH
	824597		RH
	824596		LH
21	634728	Spacer-Bracket to Frame	2
22	634875		2
23	143492	Stud	2
24	HN2009	Nut	2
25	824897	Rubber Override	RH
	824896		LH
26	730393	Bracket - Override	RH
	730392		LH
27	824891	Override SupportStay	RH
	824890		LH
	XKC1750		RH
	XKC1749		LH



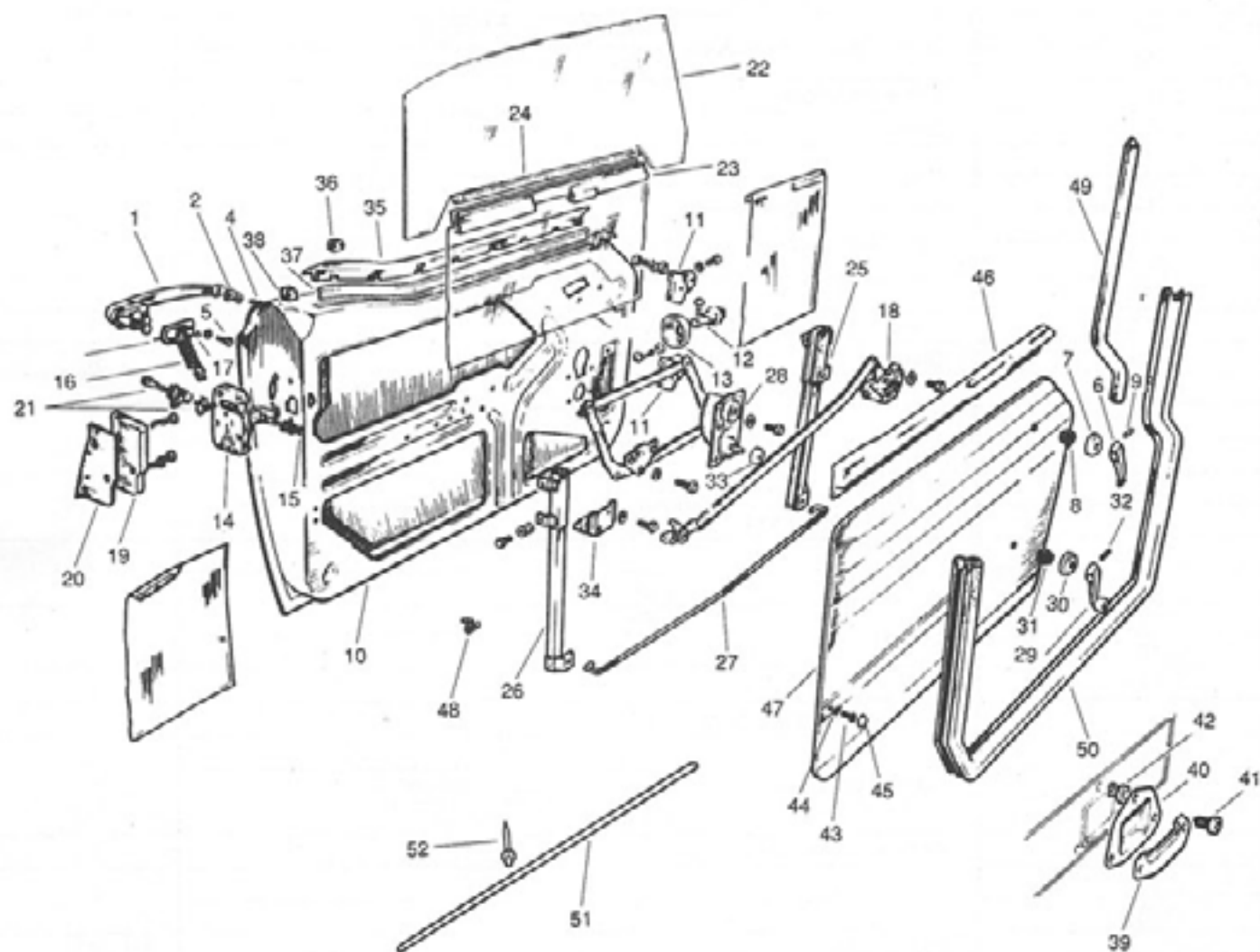
TR250 & TR6  
DOORS & RELATED COMPONENTS



TR250 & TR6  
DOORS & RELATED COMPONENTS

Ill. No.	Part No.	Description	Qty.
1	712837	Door Handle - Outer	2
2	617402	Front Handle Seal	2
3	617403	Rear Handle Seal	2
4	HU0503	Front Handle Bolt	2
5	HU0504	Rear Handle Bolt	2
6	621770	Interior DoorHandle	2
7	621221	Door Handle Escutcheon	TR250/6 to c# CF12500
	623843		TR6 from c# CF12501 on
8	603382	Escutcheon Spring	2
9	600832	Securing Pin	2
10	634830	Door	RH
	907757		LH
	TBA	Door Skin	RH
	TBA		LH
11	650112	Door Hinge	4
12	613622	Check Strap Assembly	2
13	613623	Check Strap Grommet	2
14	907178	Lock Assy.	RH
			LH
15	613747	Clip-Latch to Remote Control Link	2
16	650251	Link-Lock to Handle	2
17	604156	Clip-Lock to Handle	2
18	712839	Remote Control Assy.	RH
			LH
19	621877	Striker	RH
			LH
20	621714	Shim	2
21	621773	Cylinder Assy.-Locking	w/2 Keys
	M163-410	Master Lock Set*	TR250
	M163-420		w/Chrome Glove Box Lock
	M163-430		w/Black Glove Box Lock
22	620508	Door Window Glass	2
23	712836	Channel Assy	RH
			LH
24	617165	Glazing Strip	2
25	850431	Front Window Channel	RH
			LH
26	812437	Rear Window Channel	RH
			LH
27	574384 (LH)	Channel Tie Rod 750166 (RH)	1 ea
28	907180	Window Regulator	RH
			LH
29	621811	Window Regulator Handle	2
30	621221	Escutcheon	2
31	603382	Escutcheon Spring	2
32	600832	Securing Pin	2
33	609649	Sealing Washer	2
34	650242	Window Top Bracket Assy	2

TR250 & TR6  
DOORS & RELATED COMPONENTS



TR250 & TR6  
DOORS & RELATED COMPONENTS

Ill. No.	Part No.	Description	Qty.	
35	850325	Rubber Scraper Seal	RH	
	850324		LH	
36	GHF1560	Fixing Clip	14	
37	850323	Inner Felt Seal	RH	
	850322		LH	
38	GHF1582	Fixing Clip	14	
39	624634	Door Pull	2	
40	716011	Escutcheon	TR6 from c# CF12501 on 2	
41	YZ3505	Screw	6	
42	630225	Nut (Plastic Shield)	6	
43	YZ3426	Door Pocket Screw	4	
44	608586	Door Pocket Cupped Washer	4	
45	621991	Pocket Screw Cap	Black	
	622222		Red	
	621993		Light Tan	TR6 to c# CC50000
	630091		New Tan	TR6 from c# CC50001
	621997		Blue	
	630093		Chestnut	TR6 from c# CF1 on
46	See pg 92-93	Door Trim Waist Rail	--	
47	See pg 92-93	Door Panel	--	
48	GHF1230	Door Panel Clip	30	
49	620913	A-Post Sealing Strip	TR250	
	Use 620913		TR6	
50	713361	Door Seal (Draught Excluder)	Black (Velour/Rubber)**	
	713362		Red (Velour/Rubber)**	TR250/6 to 1973
	713363		Tan (Velour/Rubber)**	
	631321		Black (Plastic/Rubber)***	TR6 from 1973-76
51	623421	Sill Finisher (Chrome)	to c# CC85737	
	625212		from c# CF1 on	
52	GHF1437	Rivet	12	
53	RWM001	Door Mirror	1	

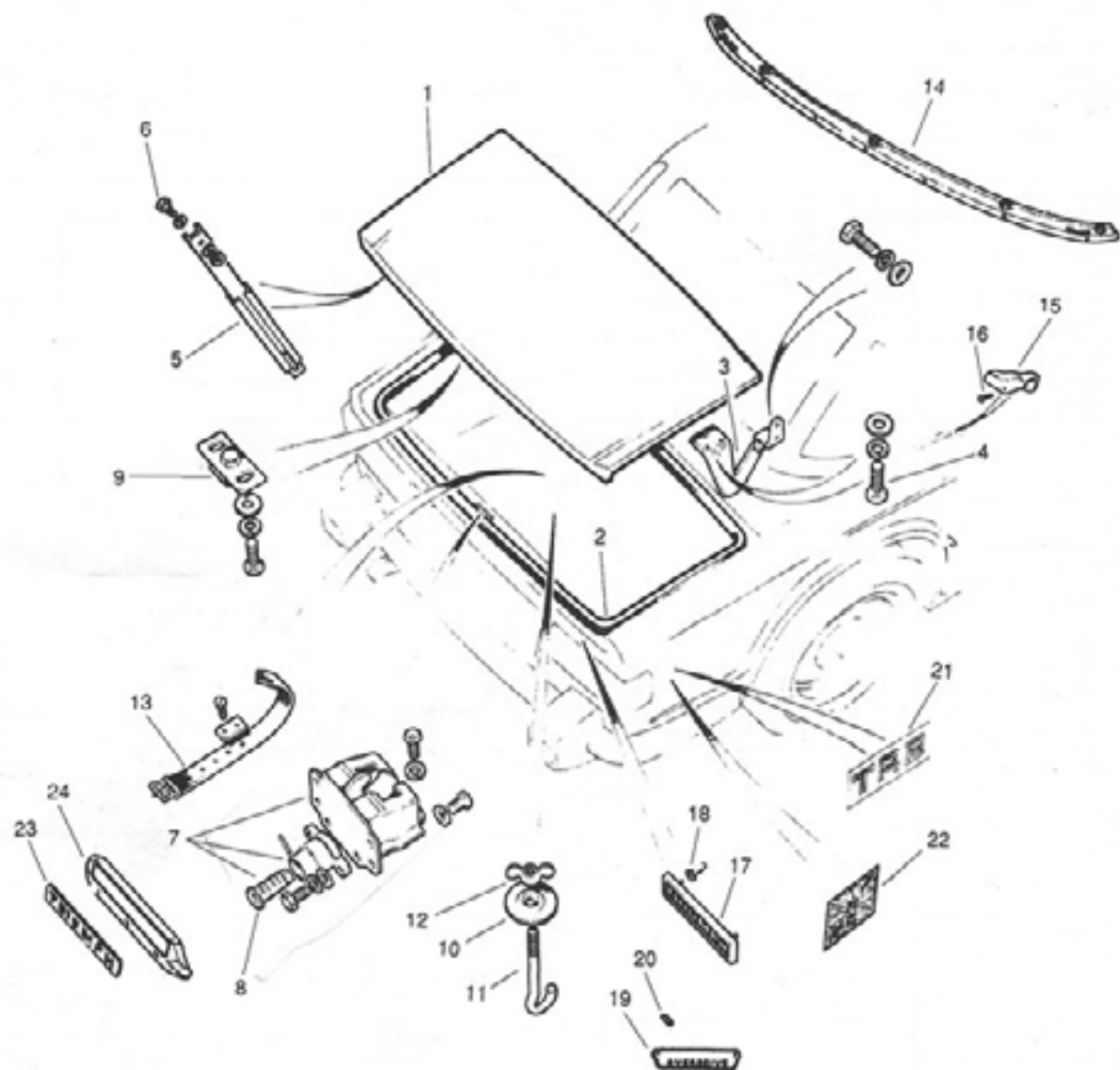
\*Includes RH & LH door locks, glove box lock, trunk lock barrel & two keys.

\*\*Sold per yard. Interchangeable. Both are made up of a rubber seal that is bonded to the trim piece which contains spring clips so you are able to clamp it firmly to the door aperture.

\*\*\*Sold per foot. Interchangeable. Both are made up of a rubber seal that is bonded to the trim piece which contains spring clips so you are able to clamp it firmly to the door aperture.

TR6

TRUNK BADGES & RELATED COMPONENTS



TR6

TRUNK, BADGES & RELATED COMPONENTS

Ill. No.	Part No.	Description	Qty.		
1	813960	Trunk Lid	1		
2	716630	Trunk Lid Seal	1		
3	715409	Trunk Hinge	RH	1	
	715408		LH		
4	HU807	Bolt-Hinge to Lid	6		
5	612473	Telescoping Trunk Stay*	1		
6	612475	Bolt-Stay to Lid & Body	2		
--	M163-420	Master Lock Set**	w/Chrome Glove Box Lock	1	
	M163-430		w/Matte Black Glove Box Lock		
7	813948	Trunk Lid Lock Assy.	w/2 Keys	1	
8	518102	Cylinder	w/2 Keys	1	
9	623270	Trunk Lock Striker		1	
10	650016	Spare Wheel Clamp Disc*		1	
11	650017	Spare Wheel Clamp Hook Bolt*		1	
12	650019	Spare Wheel Clamp Wing Nut*		1	
13	611760	Strap- Securing Tool Roll*		1	
14	812832	Moulding - Hood Assembly To Rear Deck*		1	
15	622748	"B" Post Finisher*	RH	1	
	622747		LH		
16	YA0323	Finisher Securing Screw*		2	
17	627563	"Triumph" Nameplate	to c# CF27000	1	
18	GHF1532	Nameplate Bush		2	
19	622152	Overdrive Badge	Overdrive Models Only	1	
20	GHF1532	Securing Bush		2	
21	625666	"TR6" Decal	Red for White Cars	to c# CC85737	2
	625667		White for Cars of all Colors except White & Yellow		
	625668		Black for Yellow Cars		
22	726830***	Union Jack Decal	RH	from c# CF1 on	1
	726831***		LH		
23	626861	"Triumph" Nameplate	from c# CF27001 on	1	
24	YKC1666	Bezel		1	

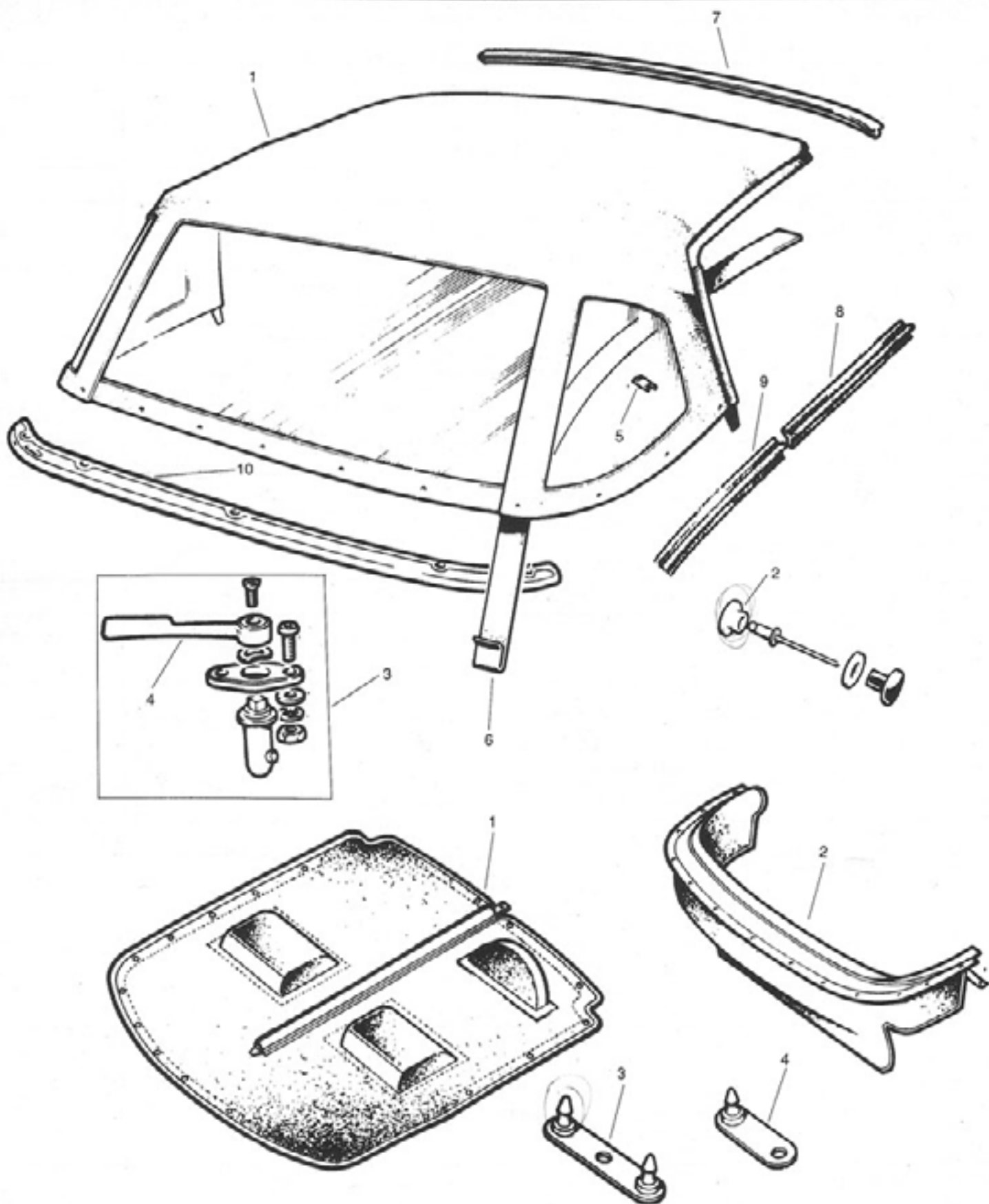
\*Also fits TR250 models.

\*\*\*Sold in pairs only 726830/1.

\*\*Includes RH & LH door locks, glove box lock, trunk lock & two keys.



TR250 & TR6  
 CONVERTIBLE TOPS & TONNEAU COVERS



TR250 & TR6  
 CONVERTIBLE TOPS & TONNEAU COVERS

CONVERTIBLE TOPS

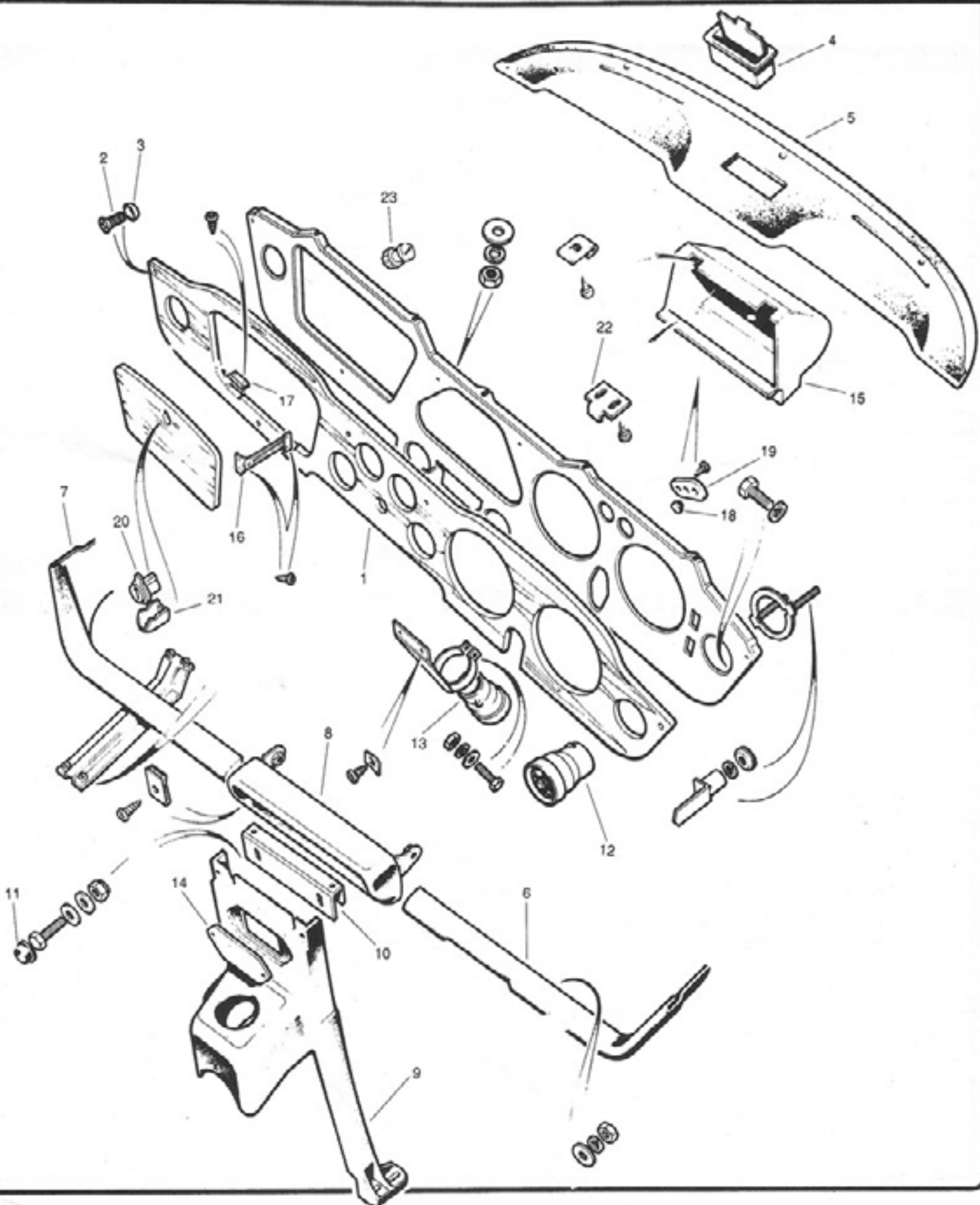
Ill. No.	Robbins	Amco	Description	Qty.
1	CG2207	CGV1262	Convertible Top	1
	CG2207A	CGV1282		
	CG2220	CGV1292		
			Black	Fixed Rear Window
			Black	Zip-out Rear Window
			Black TR250 Black TR6	w/Reflective Strips*
2	713511		Stud	Doors, Deck, Below Rear Window
3	---		Handle Assy. Closing Hood	RH
				LH
4	621757		Handle	
5	602030		Plate - Securing Webbing	
6	531970		Webbing	Sold per Foot
7	616187		Header Rail Seal	
8	621273		Front Side Rail Seal	
9	621274		Rear Side Rail Seal	
10	812832		Angle Bracket - Convertible Top To Rear Deck	

NOTE: Colors other than black are available. Add suffix to part #. Tan=TT White=WHB

TONNEAU COVERS

Ill. No.	Part No.	Description	Qty.		
1	TC1207	Tonneau Cover	1		
	TC1207WT				
	TC1207				
	TC1207WT				
	TCH1207A				
	TCH1207AWT				
	TC1207A				
	TC1207AWT				
2	713461	Top Cover	1		
	713463				
	713467				
	726211				
	726213				
	726003				
	726217				
	726214				
	617297			Peg Assy.	Double
	617298				Single

TR250 & TR6  
DASHBOARD & COMPONENTS

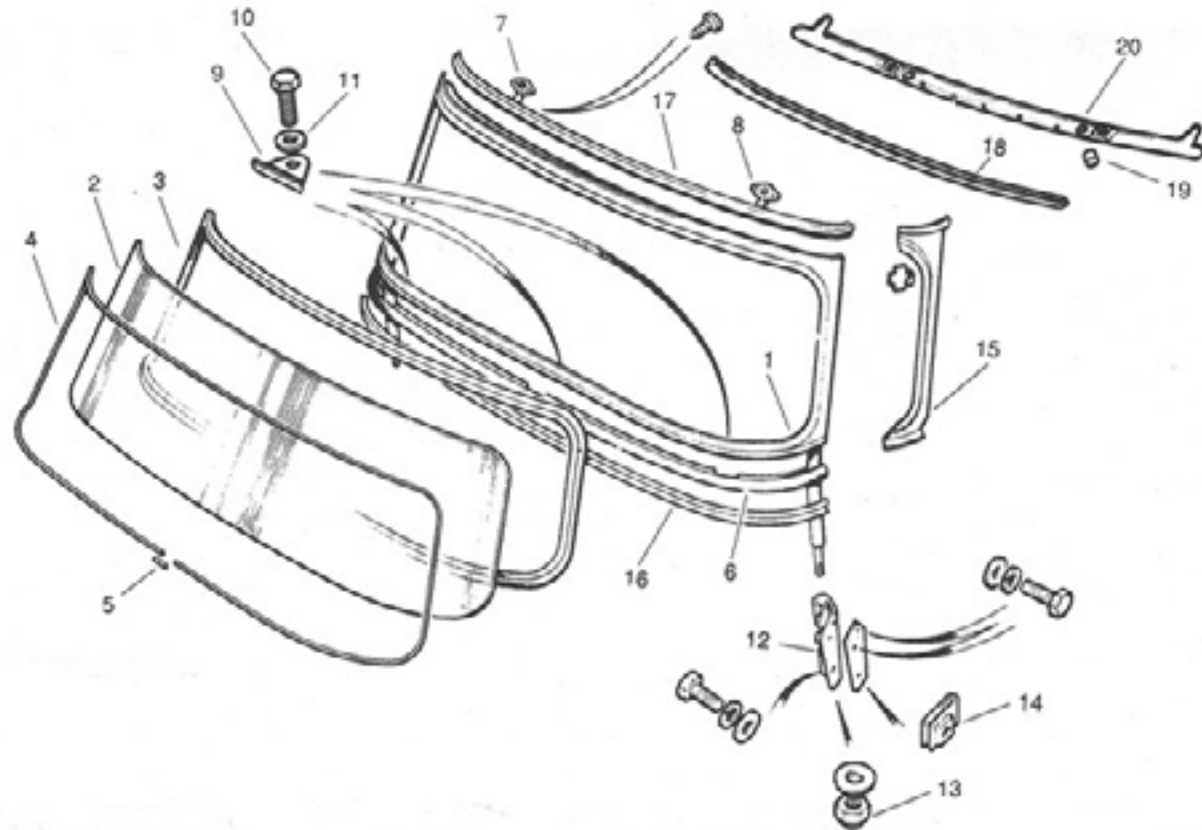


TR250 & TR6  
DASHBOARD & COMPONENTS

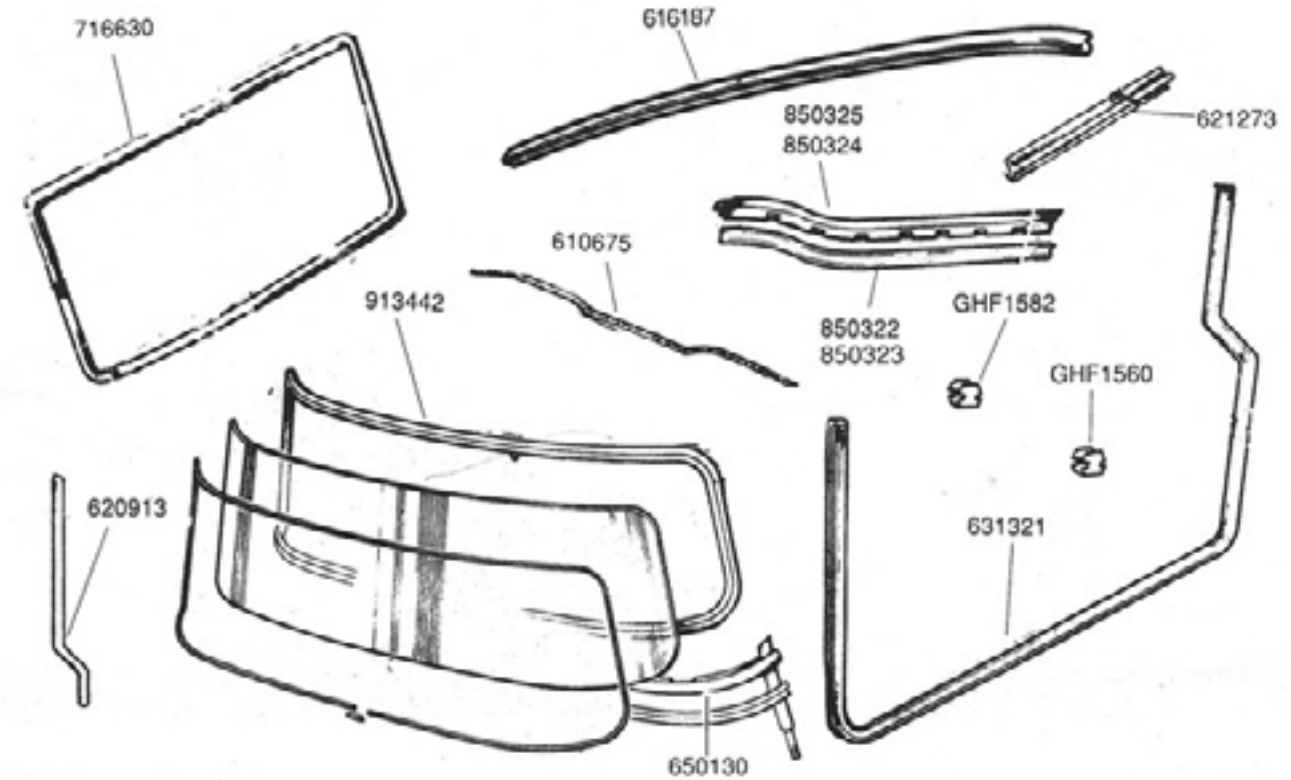
Ill. No.	Part No.	Description	Qty.			
1	907710	Facia Panel*	Walnut Veneer	1968-71	TR250/6 To c# CC75000	1
	910056			TR6 from c# CC75001 to CC85737 1972		
	917550			TR6 from c# CF1 to CF35000 1973-74		
	WKC2511			TR6 from c# CF35001 on		
2	517710	Screw-Facia to Metal Backing	5			
3	517711	Cup Washer	5			
4	613186	Ashtray Assy.	1			
5	811936	Top Dash Pad	1			
7	812091	Bottom Dash Pad	RH	1		
			LH w/Key Recess		TR250/6 to c# CC50000	
			LH w/o Key Recess		TR6 from c# CC50001 on	
8	811932	Switch Plinth	5 Holes	TR250/6 to c# CC50000		
			4 Holes	TR6 from c# CC50001 on		
9	812001	Bracket Support - Facia To Floor	TR250	1		
			TR6 to c# CC85737			
			TR6 from c# CF1 on			
10	616193	Fixing Bracket -Facia To Floor Support	TR250/6 to c# CC85737	1		
			625225		TR6 from c# CF1 on	
12	623201	Screw Cap		2		
			713040		Metal	TR250/6 to c# CC50000
			720650		Plastic	TR6 from c# CC50001 to CC85737
13	725776	AirLouvre (Dash Level)	TR6 from c# CF1 on	2		
			713040		Metal	TR250/6 to c# CC50000
14	720650	Air Louvre (Foot Level)	Plastic	TR6 from c# CC50001 on		
			617069		TR6/250 to c# CC85737	
15	633891	Plate, Covering Radio Mounting	TR6 from c# CF1 on	1		
			805135			TR250
16	815747	Glove Box	TR6	1		
			CZA7135			
17	625806	Check Link To Glove Box Lid	1			
18	613863	Hinge To Glove Box Lid	2			
19	613863	Buffer To Lid	1			
20	621695	Bracket Securing Buffer	1			
20	M163-410	Master Lock Set**	TR250	1		
			w/Chrome Glove Box Lock		TR6	
			w/Black Glove Box Lock			
			611584 OR 612381***			
21	631404	Lock	Chrome	1		
			Black			
21	609463	Glove Box Lock Pull	Not used w/Black Lock	1		
22	616275	Striker		1		
23	601678	Vent Lever Knob	TR250/6 to c# CC85737	1		

\*Original walnut veneer dash panels are currently not available  
 \*\*Includes RH & LH door locks, glove box lock, trunk lock barrel and 2 keys. \*\*\*Alternatives.

**TR250 & TR6  
WINDSHIELDS & RELATED COMPONENTS**



**TR250 & TR6  
RUBBER SEALS**



Ill. No.	Part No.	Description	Qty.
1	714771	Windshield Frame	1
2	FCW146SX	Windshield Tinted	1
3	913442	Glazing Rubber	1
4	613954	Finisher	1
5	611437	Clip	1
6	650130	Rubber Seal-Frame to Body	1
7	623435	Catch Plate	RH
8	623434		LH
9	622884	Attachment Plate Cover	3
10	624818	Bolt-Frame to Body	3
11	WD108051	Washer	3
12	750158	Windshield Post Mounting Bracket	RH
	750157		LH
13	TN3208	Nut-Windshield Post to Bracket	2
14	FQ3405/4	Nut-Bracket to A-Post	4
15	622851	Finisher (Side)	RH
	622841		LH
16	622861	Lower Finisher	1
17	622871	Upper Finisher	1
18	616187	Seal -Convertible Top Frame To Windshield	1
19	612976	Capping Strip Rubber Plug Soft Top Models Only	2
20	714429	TR250	Aluminum
		TR6	

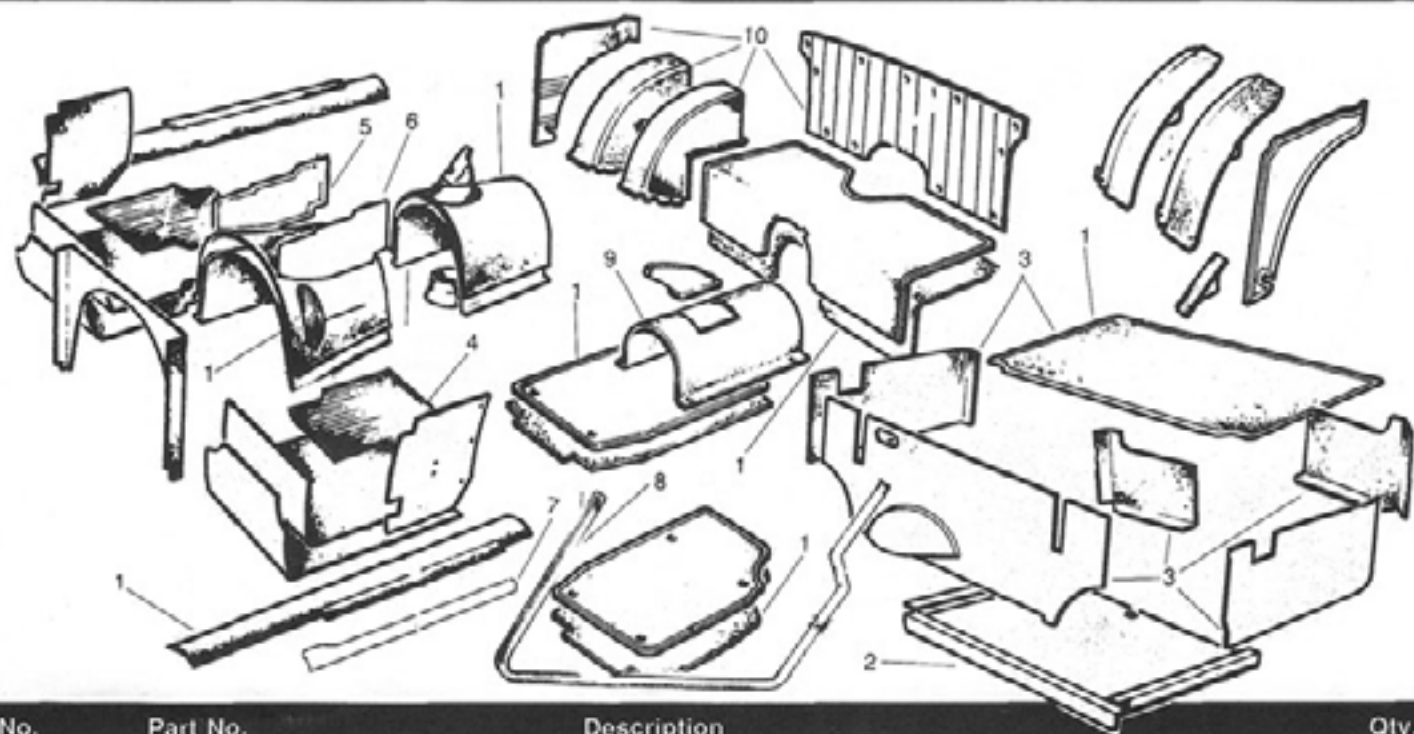
Part #	Description	Qty.
626155*	Beneath Rear Vent Window Seal (Hardtop)	1
913442	Windshield Seal	1
650130	Windshield Frame to Body of Car	1
616187	Convertible Top to Windshield	1
621273	Convertible Top to Door Glass	2
610675	Bonnet Seal	1
716630	Trunk Seal	1
631321	Draught Excluder Door Frame Seal	2
620913	"A" Post Seal (Edge of Windshield Frame)	2
850325	Window Scrapper Rubber on Door	RH
850324		LH
GHF1582*	Clips for Scrapper Rubber	14
850323	Inside Scrapper Felt on Door	RH
850322		LH
GHF1560*	Clips for Felt Scrapper	14
626901*	Rubber Seal (Hardtop)	RH
626901*		LH

\*The complete Seal Kit Part # **KRUBTR/6** includes all above listed Seals except those marked with (\*).  
626155, 626911, 626901 not shown



# BODY

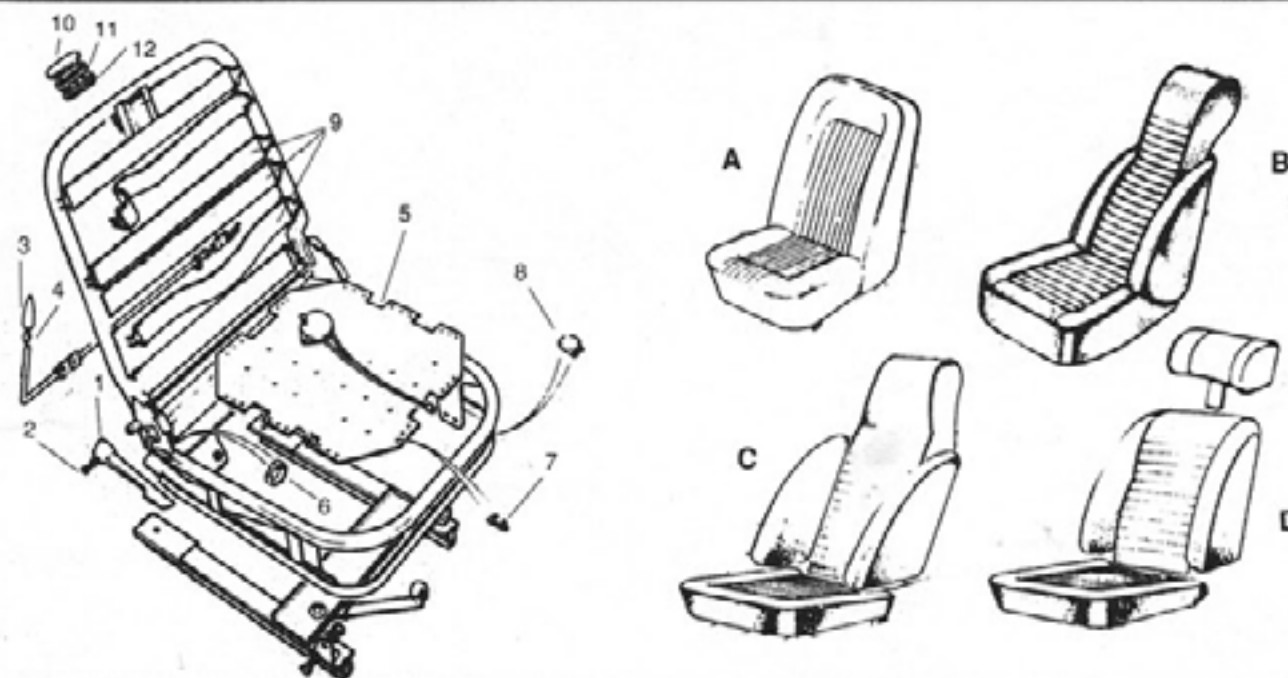
## TR250 & TR6 CARPETS & PANEL KITS



Ill. No.	Part No.	Description	Qty.
<b>Carpet Kits</b>			
1	15801	Black Cut Pile - Fits all Years of Production	1
	15820	Saddle Cut Pile - Fits all Years of Production	1
2	812236	Cover Assembly TR250 - to Luggage Floor and Spare Tire Well	1
	815662	Cover Assembly TR-6 - to Luggage Floor and Spare Tire Well	1
<b>Floor Mats, Waist Rail Covers, Sundry Panels</b>			
3	M639-100	Trunk Liner Set - 5 pc. Textured Fiberboard Panels and Black cut Pile Carpet for Floor	1
4	HAC1507	Floor Mats - Rubber Style with TR Crest (pr)	1
5	822261	RH Radio Panel w/o Speaker Holes	1
6	822251	LH Radio Panel w/o Speaker Holes	1
7	812321	Waist Rail RH with Finger Pull	1
	812311	Waist Rail LH with Finger Pull	1
	824911	Waist Rail RH Cover w/o Finger Pull Late Models	1
	824901	Waist Rail LH Cover w/o Finger Pull Late Models	1
8	631321	Door Seal - Black Plastic	2
	631322	Door Seal - Red Plastic	2
	631323	Door Seal - Tan Plastic	2
9	809046	Propellor Shaft Tunnel Cover - Fiberboard	1
<b>Panel Kits # 10 in Illustration</b>			
TR 250	812261/71 Black with white piping	812267/77 Shadow Blue with white piping	816273/83 Light Tan
TR-6 1969 to CC32142	816271/81 Black	816277/87 Shadow Blue	816273/83 Light Tan
TR-6 1970-72 CC50000 -85737	819711/21 Black	822137/47 Shadow Blue	819713/23 New Tan
TR-6 1973 CF1- CF12500	822131/41 Black	822137/47 Shadow Blue	821643/53 New Tan 822133/43 Chestnut
TR-6 1974-76 from CF12501	824801/11 Black	824807/17 Shadow Blue	824823/33 New Tan 824803/13 Chestnut

# BODY

## TR250 & TR6 SEATS & SEAT KITS



Ill. No.	Part No.	Description	Qty.
<b>Seats &amp; Hardware</b>			
1	617063	Seat Regulator Handle	2
2	AR610042	Screw to Handle	2
3	621458	Knob on Control Rod to Safety Catch	2
4	621776	Clip, Securing Knob	2
5	566592	Diaphragm, Seat cushion, with Hooks fits up to 1972	2
6	608862	Ring, Upholstery to Frame	A/R
7	612261	Hook, Diaphragm to Frame	20
8	610520	Clip, Securing Upholstery to Frame	26
9	816804	Strapping, Seat Back	6
	816801		4
10	625139	Plug, in Headrest Aperture	2
1	CZA4500	Eyelet	2
12	CZA4263	Washer	2
<b>Original Style Seat Kits</b>			
A	SKA1	TR250-Black with White Piping	1
	SKA2	TR250-Shadow Blue with White Piping	1
	SKA3	TR250-Tan with White Piping	1
B	SKB1	TR6-1969 with Folding Headrest, Black	1
	SKB2	TR6-1969 with Folding Headrest, Shadow Blue	1
	SKB3LT	TR6-1969 with Folding Headrest, Light Tan	1
C	SKC1	TR6-1970-72 with Fixed Headrest, Black	1
	SKC2	TR6-1970-72 with Fixed Headrest, Shadow Blue	1
	SKC3NT	TR6-1970-72 with Fixed Headrest, New Tan	1
	SKC4	TR6-1970-72 with Fixed Headrest, Chestnut	1
D	SKD1	TR6-1973-76 with Removable Headrest, Black	1
	SKD2	TR6-1973-76 with Removable Headrest, Shadow Blue	1
	SKD3NT	TR6-1973-76 with Removable Headrest, New Tan	1
	SKD4	TR6-1973-76 with Removable Headrest, Chestnut	1